

# RF LIMITER

## MODEL TL9011

Available as: TL9011, 4 Pin TO-8 (T4)  
 TNL9011, 4 Pin Surface Mount (SM3)  
 FPL9011, 4 Pin Flatpack (FP4)  
 BXL9011, Connectorized Housing (H1)

### Features

- Voltage Variable Limiting Level
- Good Even Order Harmonic Suppression
- Low Insertion Loss
- Low VSWR
- Operating Temp. -55 °C to + 85 °C

### Maximum (No Damage) Ratings

Ambient Operating Temperature ..... -55°C to + 100 °C  
 Storage Temperature ..... -62°C to + 125 °C  
 Case Temperature ..... + 125 °C  
 DC Voltage ..... + 25 Volts  
 Continuous RF Input Power ..... + 13dBm  
 Short Term RF Input Power .... 400 Milliwatts (1 Minute Max.)  
 Maximum Peak Power ..... 1.0 Watt (3 msec Max.)

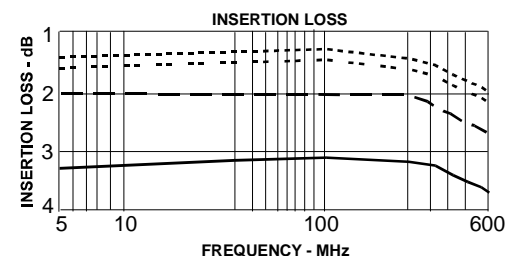
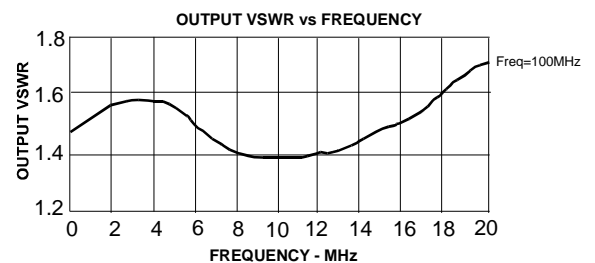
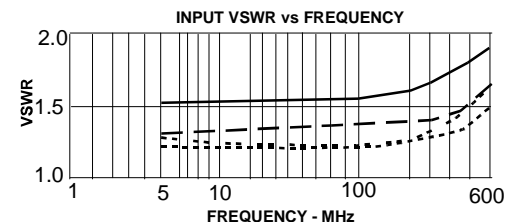
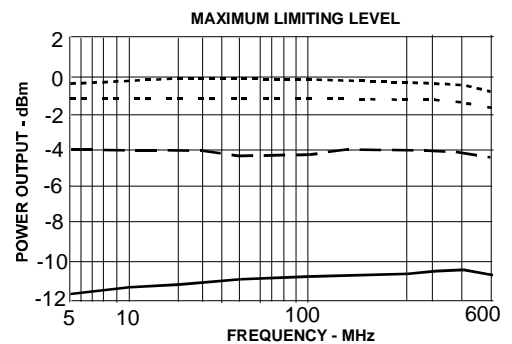
Revision 8/8/2013

### Specifications

Note: Care should always be taken to effectively ground the case of each unit.

CHARACTERISTIC	TYPICAL	MIN/MAX
Frequency	5 - 500 MHz	5 - 500 MHz
Insertion Loss Power Input= -20 dBm V=+15	2.0	3.0
Output Level at Limiting Threshold (1 dB comp.)		
V= +20	-5	1.0
V= +15	-1.5	0.0
V= +10	-4.0	-2.5
V= +5	-11.0	-9.0
Max. Output Limiting Level @ +20 dBm (100 MHz)		
V= +20	+2.0	+3.0
V= +15	+1.0	+2.0
V= +10	-2.0	0.0
V= +5	-7.0	—
VSWR In	1.7:1	2.0:1
Out	1.7:1	2.0:1
Max Input Level (dBm)	-	+26
Bias Power Vdc	+15	+20
mA	7	10

### Typical Performance Data



#### LEGEND:

- +5 Vdc
- - - - - +10 Vdc
- - - - - +15 Vdc
- +20 Vdc

