


Transient Voltage Suppressors Array for ESD Protection

ESDXXV35T-4L Series

Description

The ESDXXV35T-4L is designed to protect voltage sensitive components from ESD and transient voltage events. Excellent clamping capability, low leakage, and fast response time, make these parts ideal for ESD protection on designs where board space is at a premium.

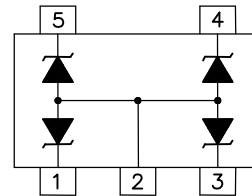
SOT-353



Feature

- u 100 Watts Peak Pulse Power per Line (tp=8/20µs)
- u Protects Four I/O Lines
- u Low Clamping Voltage
- u Working Voltages : 3.3, 5.0, 12V
- u Low Leakage Current
- u IEC61000-4-2 (ESD) ±15kV (air), ±8kV (contact)
- u IEC61000-4-4 (EFT) 40A (5/50ns)
- u IEC61000-4-5 (Lightning) 3A (8/20µs)

Functional Diagram



Applications

- u Cellular Handsets and Accessories
- u Cordless Phones
- u Personal Digital Assistants (PDA's)
- u Notebooks and Handhelds
- u Portable Instrumentation
- u Peripherals
- u MP3 Players

Mechanical Characteristics

- u SOT-353 Package
- u Molding Compound Flammability Rating : UL 94V-0
- u Weight 6.0 Milligrams (Approximate)
- u Quantity Per Reel : 3,000pcs
- u Reel Size : 7 inch
- u Lead Finish : Lead Free

Mechanical Characteristics

Symbol	Parameter	Value	Units
P _{PP}	Peak Pulse Power (tp=8/20µs waveform)	100	W
T _L	Lead Soldering Temperature	260 (10sec)	°C
T _{STG}	Storage Temperature Range	-55 to +150	°C
T _J	Operating Temperature Range	-55 to +150	°C
	IEC61000-4-2 (ESD)	Air Discharge ±15 Contact Discharge ±8	KV
	IEC61000-4-4 (EFT)	40	A
	IEC61000-4-5 (Lightning)	3	A

Transient Voltage Suppressors Array for ESD Protection

ESDXXV35T-4L Series

Electrical Characteristics (@ 25°C Unless Otherwise Specified)

Part Number	Device Marking	V _{RWM} (V) (Max.)	V _B (V) (Min.)	I _T (mA)	V _C @1A (Max.)	V _C		I _R (μA) (Max.)	C (pF) (Typ.)
						(Max.)	(@A)		
ESD3.3V35T-4L	WB	3.3	4.5	1	8.0	15.3	4	5	40
ESD05V35T-4L	WE	5	6	1	9.8	18.5	3	2	30
ESD12V35T-4L	WH	12	13.3	1	17	21.0	2	1	25

Characteristic Curves

Fig1. 8/20μs Pulse Waveform

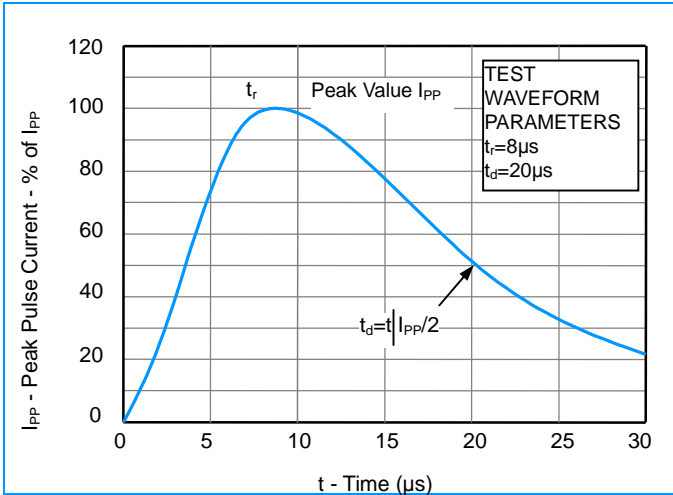


Fig2. ESD Pulse Waveform (according to IEC 61000-4-2)

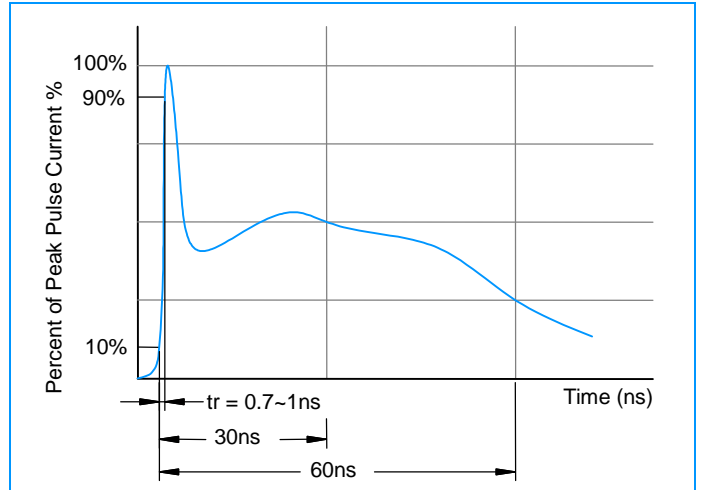


Fig3. ESD Clamping (+8KV Contac per IEC61000-4-2)

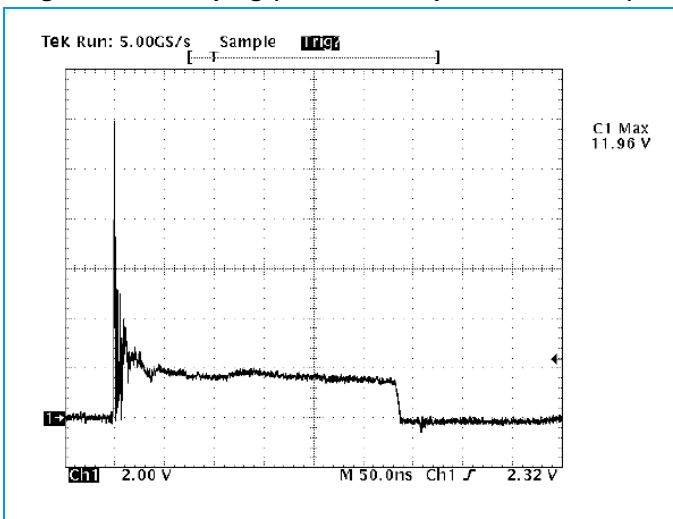
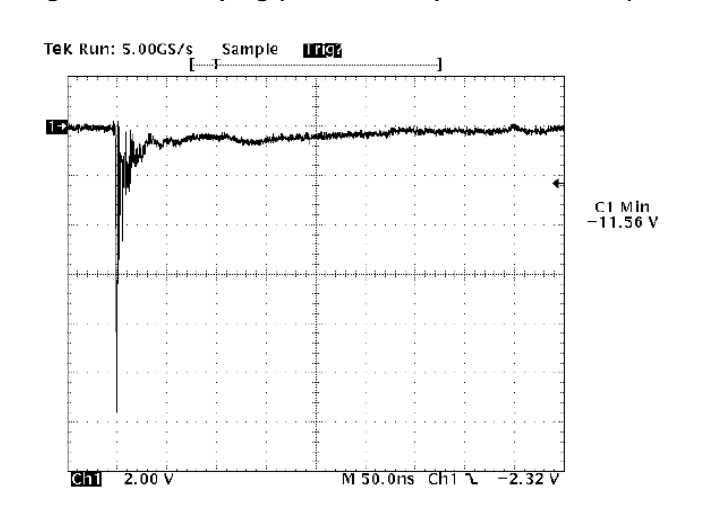


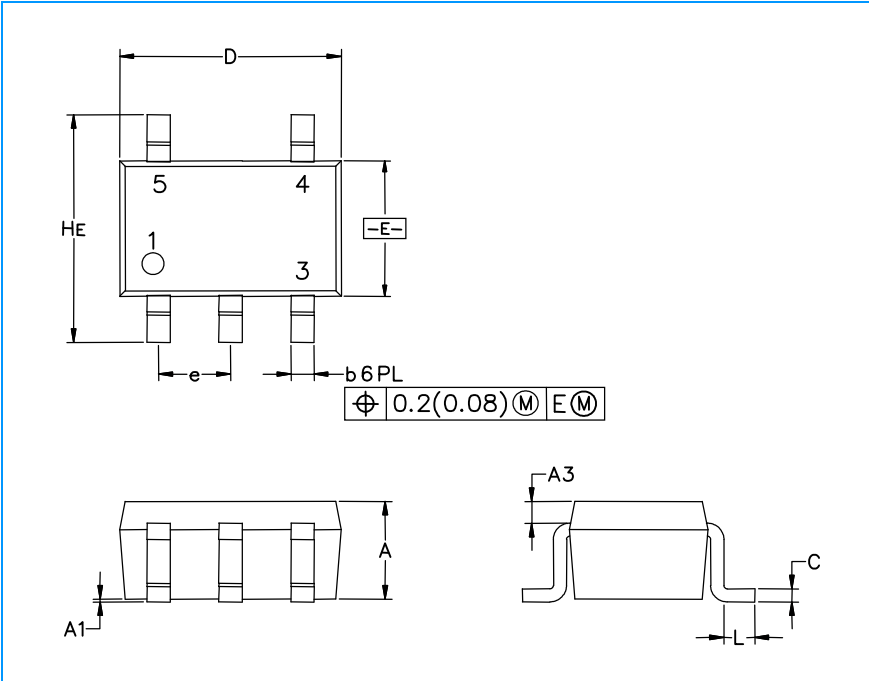
Fig4. ESD Clamping (-8KV Contac per IEC61000-4-2)



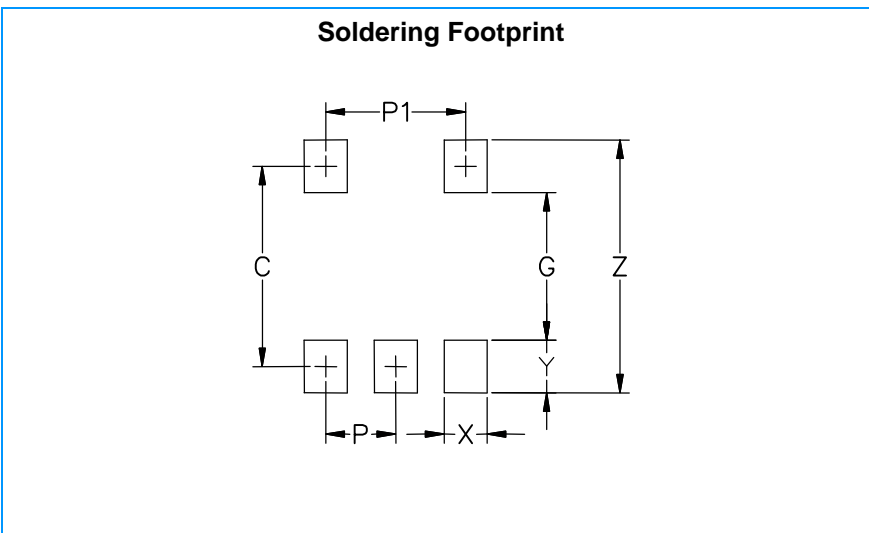
Transient Voltage Suppressors Array for ESD Protection

ESDXXV35T-4L Series

SOT-353 Package Outline & Dimensions



Symbol	Inches			Millimeters		
	Min.	Nom.	Max.	Min.	Nom.	Max.
A	0.031	0.037	0.043	0.80	0.95	1.10
A1	0.000	0.002	0.004	0.00	0.05	0.10
A3	0.08 REF			0.2 REF		
b	0.004	0.008	0.012	0.10	0.21	0.30
C	0.004	0.005	0.010	0.10	0.14	0.25
D	0.070	0.078	0.086	1.80	2.00	2.20
E	0.045	0.049	0.053	1.15	1.25	1.35
e	0.026 BSC			0.65 BSC		
L	0.004	0.008	0.012	0.10	0.20	0.30
HE	0.078	0.082	0.086	2.00	2.10	2.20



Symbol	Inches	Millimeters
C	0.0748	1.9
G	0.055	1.40
P	0.025	0.65
P1	0.051	1.30
X	0.0157	0.40
Y	0.019	0.50
Z	0.0945	2.4