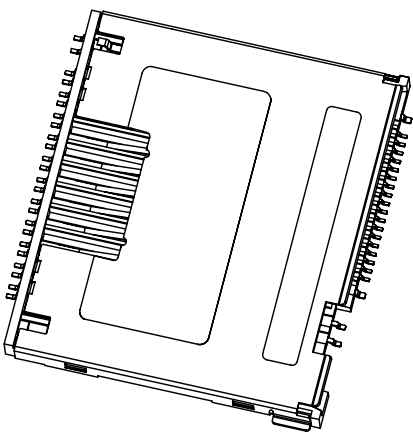
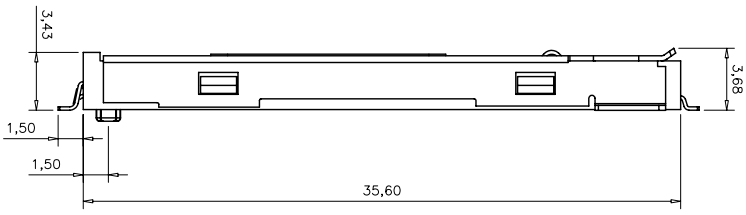
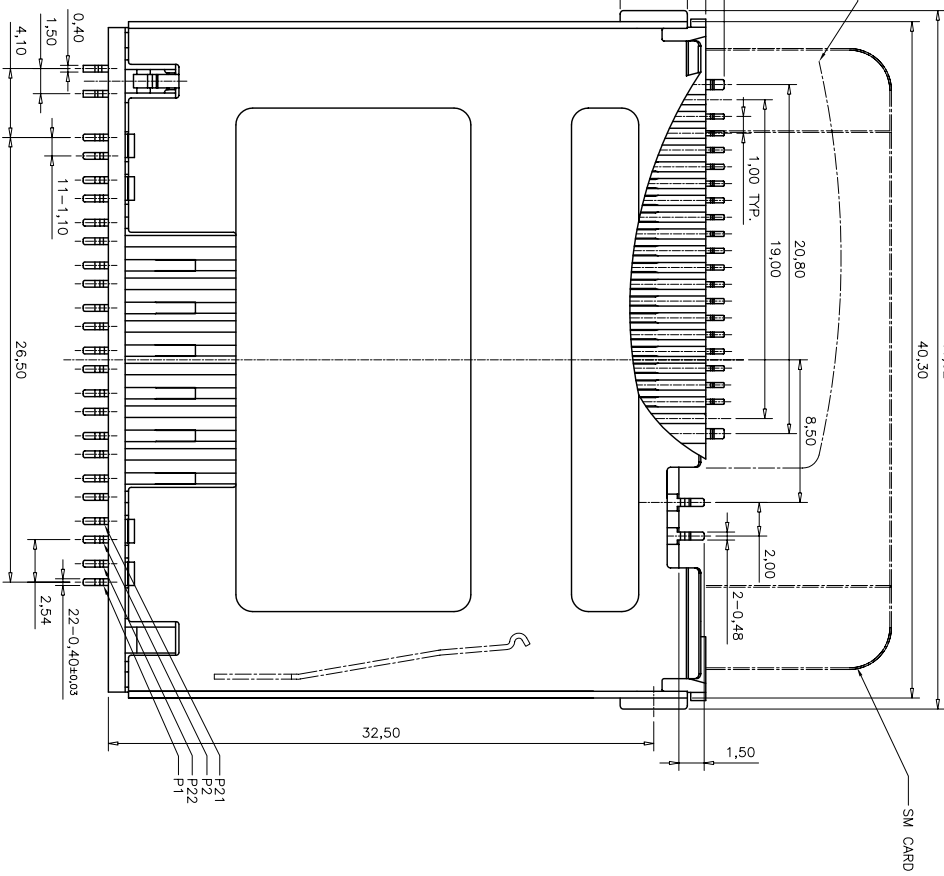
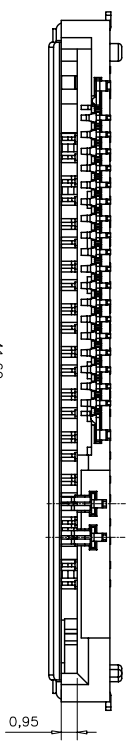


This document is the property of Amphenol Connector and is intended for the express condition that it is not to be disclosed, reproduced or used, in whole or in part, for manufacture or sale by anyone other than Amphenol without the express written consent of Amphenol. No right is granted to disclose or to use any information in this document.

CUSTOMER DRAWING

REVISIONS			
REV.	DESCRIPTION	DATE	APPROVED
A	RELEASE TO CUSTOMER	04/07/07	IP



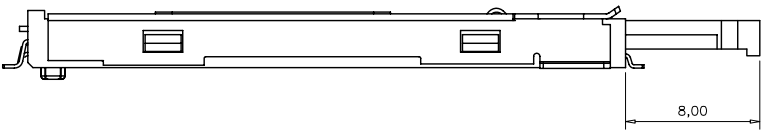
- NOTE:
- 1.MATERIAL: HOUSING: HIGH TEMP. THERMOPLASTIC, UL94-V0, COLOR: BLACK; CONTACT: ALLOY COPPER, THICKNESS =0.20MM; SHELL: ALLOY COPPER, THICKNESS =0.30MM; SPRING: ALLOY COPPER, THICKNESS =0.30MM;
 - 2.PLATING: CONTACT: SEE ORDER P/N FOR MATING AREA, 160u" Tin ON SOLDER TAILS; SHELL: 40~80u" NICKEL PLATED OVERALL; SPRING: 80u" NICKEL PLATED OVERALL;
 - 3.MATERIAL SHOULD BE FILLED AMPHENOL SPEC# SSN002.
 - 4.THE SWITCH CONTACTS ARE CONSTRUCTED TO CLOSE WHEN THE CARD IS INSERTED.

- ORDER P/N
SM-XD-01-PB-001-X
- 1. 0.76um gold Plating
 - 2. 0.38um gold Plating
 - 3. Gold Flash

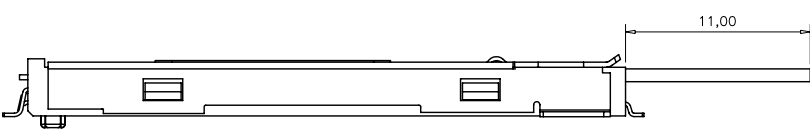


UNLESS OTHERWISE SPECIFIED		APPROVAL		DATE	
TOLERANCES	U.S. METRIC	DRAWN	Johnson, Yoda	04/07/07	
	0.20	CHECKED	DB-Gao	04/07/07	
	0.13	CHECKED			
FOR MATERIALS AND FINISHES SEE NOTE		DRAWING FILE : D:\MINDA_S\A\SMXD01PB001X-AMG			
REMOVE SHARP EDGES		ANGLE OF PROJECTION			
DIMENSIONS		ANGLE OF PROJECTION			
U.S.	INCHES	ANGLE OF PROJECTION			
METRIC	MM	ANGLE OF PROJECTION			
TITLE		SIZE	DRAWING NO.	REV.	
SM+XD CONNECTOR (2IN1)		A3	C SM-XD-01-PB-001-X	A	
SCALE		SCALE	NONE	SHEET	1 OF 3

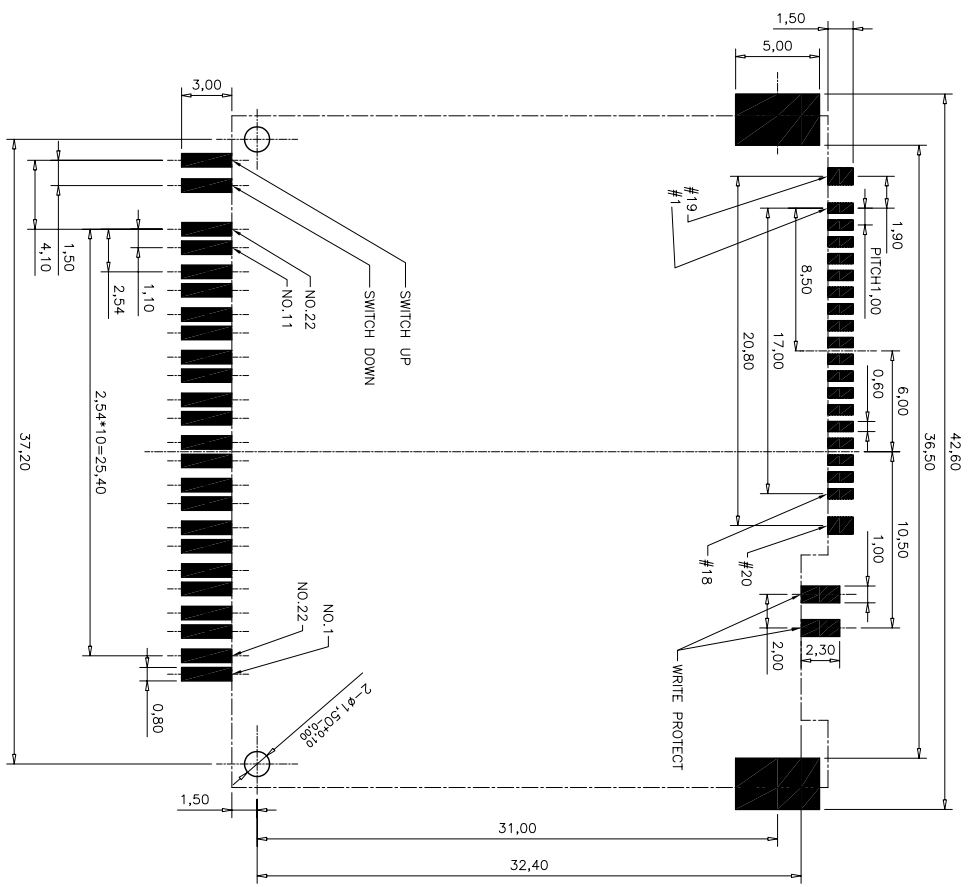
This document is the property of Amphenol Corporation and is loaned on the express condition that it is not to be disclosed, reproduced or used, in whole or in part, for manufacture or sale by anyone other than Amphenol Corporation. If you are not an authorized recipient, you are notified that disclosing or to use any information in this document.



INSERTED XD CARD



INSERTED SM CARD



RECOMMENDED P.C.B LAYOUT
(General tolerance ±0.05)

REVISIONS			
SM	ECN	DESCRIPTION	DATE

SEE SHEET 1

UNLESS OTHERWISE SPECIFIED		APPROVAL		DATE	
TOLERANCES		DRAWN Johnson, Yoo		04/07/07	
U.S.		CHECKED DB		04/07/07	
METRIC		0,20		0,15	
X +/-		FRACTIONS +/-		1"	
XX +/-		ANGLES +/-		1"	
SEE NOTE		DRAWING FILE :		DRAWING FILE :	
FOR MATERIALS AND FINISHES		SEE NOTE		SEE NOTE	
REMOVE SHARP EDGES		ANGLE OF PROJECTION		ANGLE OF PROJECTION	
DIMENSIONS		U.S.		INCHES	
METRIC		MM		MM	

Amphenol

TITLE
SM+XD CONNECTOR (2IN1)

SIZE	DRAWING NO.	REV.
A3	C SM-XD-01-PB-001-X	A
SCALE	NONE	SHEET 2 OF 3

The document is the property of Amphenol Connector and is returned in the same condition that it is not to be disposed, reproduced or used in whole or in part, for manufacture or sale by anyone other than Amphenol without the express written consent of Amphenol. All rights are reserved to Amphenol or to use any information in this document.

REVISIONS			
SYM	ECN	DESCRIPTION	DATE

SEE SHEET 1

SMART MEDIA CARD

PIN#	PIN NAME	I/O	PIN FUNCTION	NOTE
1	GND		GROUND	
2	CLE	1	COMMAND LATCH ENABLE	
3	ALE	1	ADDRESS LATCH ENABLE	
4	-WE	1	WRITE ENABLE	
5	-WP	1	WRITE PROTECT	FLASH MEMORY ONLY
6	DO	I/O	DATA 0	
7	D1	I/O	DATA 1	
8	D2	I/O	DATA 2	
9	D3	I/O	DATA 3	
10	GND		GROUND	
11	-CD	0	CARD DETECT	
12	VCC		VCC	
13	D4	I/O	DATA 4	
14	D5	I/O	DATA 5	
15	D6	I/O	DATA 6	
16	D7	I/O	DATA 7	
17	LVD	0	LOW VOLTAGE DETECT	
18	GND	1	GROUND	
19	R/-B	0(OD)	READY/BUSY	
20	-RE	1	READ ENABLE	
21	-CE	1	CARD ENABLE	
22	VCC		VCC	

XD DEFINITION

PIN NO.	FUNCTION
1/19	GND/(CARD DETECT)
2	READY/BUSY
3	READ ENABLE
4	CARD ENABLE
5	COMMAND LATCH ENABLE
6	ADDRESS LATCH ENABLE
7	WRITE ENABLE
8	WRITE PROTECT
9	GND
10	DATA0
11	DATA1
12	DATA2
13	DATA3
14	DATA4
15	DATA5
16	DATA6
17	DATA7
18/20	VCC



Amphenol

TITLE SM+XD CONNECTOR (2IN1)

UNLESS OTHERWISE SPECIFIED		APPROVAL		DATE	
TOLERANCES		DRAWN	Jahson, Yed	04/07/07	
U.S.		CHECKED	DB, Geo	04/07/07	
METRIC					
X, +/-					
XX, +/-					
XXX, +/-					
FRACTIONS +/-					
ANGLES +/-					
1'					
DRAWING FILE : DRAMDA.SM.GXD001PB001X-AMG					
FOR MATERIALS AND FINISHES SEE NOTE					
REMOVE SHARP EDGES					
DIMENSIONS					
U.S. INCHES					
METRIC MM					
ANGLE OF PROJECTION					

SIZE	DRAWING NO.	REV.
A3	C SM-XD-01-PB-001-X	A
SCALE	NONE	SHEET 3 OF 3