



Features

- Formerly J. W. Miller® model
- Current rating up to 7 A
- Compact size
- Tape and reel packaging
- RoHS compliant*

Applications

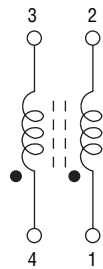
- Filtering
- Common mode

PM3700 Series - SMD Common Mode Choke

Electrical Specifications

Bourns Part No.	Inductance mH Min. @ 1 KHz	Part Marking	DCR (Ω) Max.	I _{rms} (A)	Leakage Inductance (μH) Typ.	Typical Frequency Range with 20 dB Atten.
PM3700-10-RC	0.2	201	0.008	7.0	1.6	5 - 55 MHz
PM3700-20-RC	0.5	501	0.010	6.0	2.2	4 - 40 MHz
PM3700-30-RC	0.75	751	0.012	5.5	2.9	1 - 20 MHz
PM3700-40-RC	1.0	102	0.020	4.0	3.9	500 KHz - 40 MHz
PM3700-50-RC	2.0	202	0.030	3.5	0.3	300 KHz - 20 MHz
PM3700-60-RC	5.0	502	0.070	2.0	0.4	100 KHz - 10 MHz
PM3700-70-RC	10	103	0.150	1.5	0.5	50 KHz - 5 MHz
PM3700-80-RC	20	203	0.250	1.0	0.7	25 KHz - 4 MHz

Schematics



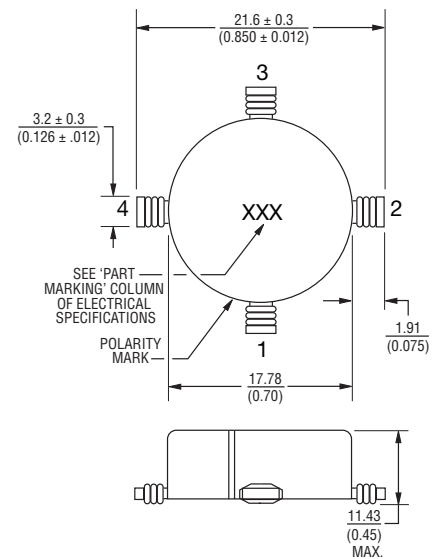
General Specifications

Temperature Rise ... 35 °C typical at I_{rms}
 Operating Temperature -55 °C to +125 °C
 Storage Temperature -55 °C to +125 °C
 Soldering 245 °C, 5 seconds max.
 Dielectric Strength 500 Vrms
 between windings

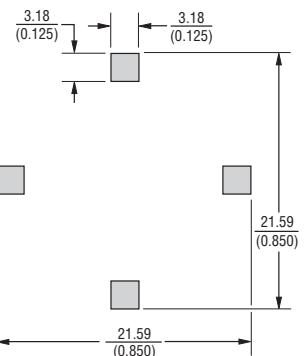
Materials

Core Ferrite
 Wire Polyester-coated copper
 Terminal Coating Sn-Ag-Cu alloy
 Packaging 200 pcs. per 13-inch reel

Product Dimensions



Recommended Pad Layout



DIMENSIONS: $\frac{\text{MM}}{\text{(INCHES)}}$

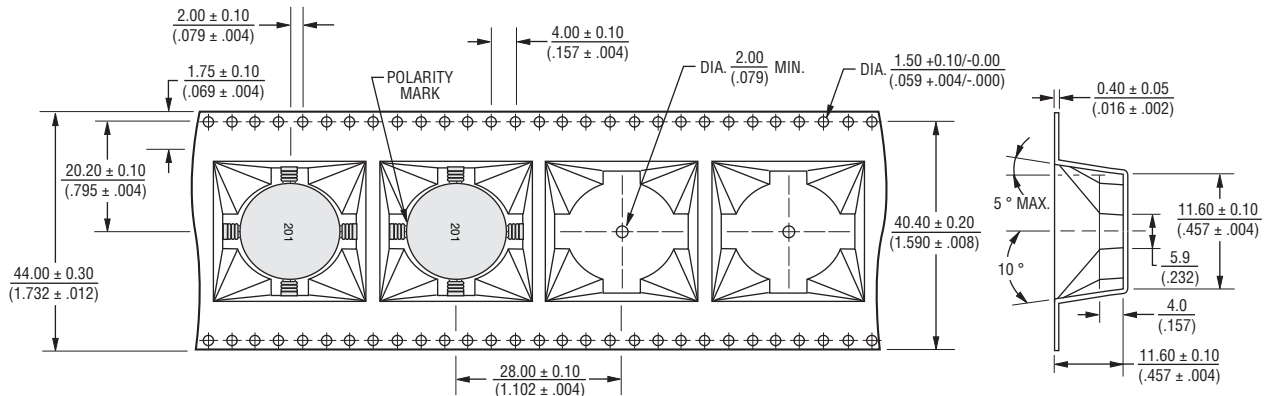
*RoHS Directive 2002/95/EC Jan. 27, 2003 including annex and RoHS Recast 2011/65/EU June 8, 2011.
 Specifications are subject to change without notice.

The device characteristics and parameters in this data sheet can and do vary in different applications and actual device performance may vary over time.
 Users should verify actual device performance in their specific applications.

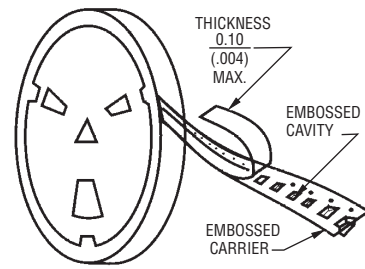
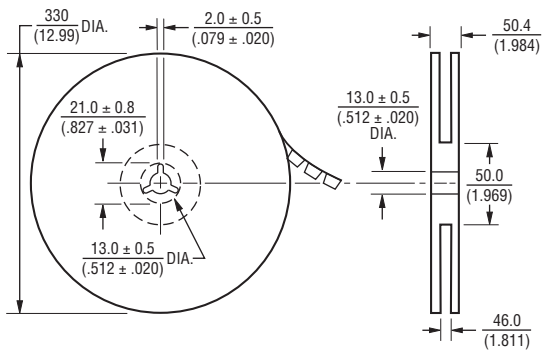
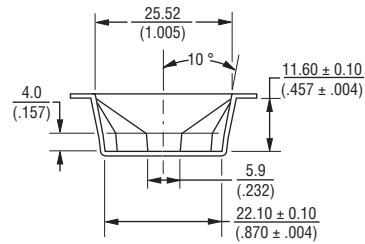
PM3700 Series - SMD Common Mode Choke

BOURNS®

Packaging Specifications



USER DIRECTION OF FEED →
QTY: 200 PCS. PER REEL



DIMENSIONS: $\frac{\text{MM}}{\text{(INCHES)}}$