


## Multilayer Ferrite Beads



### MECHANICAL SPECIFICATIONS

**Solderability:** 90 % coverage after 5 s dip in 235 °C solder following 60 s preheat at 120 °C to 150 °C and type R flux dip

**Resistance to Solder Heat:** 10 s in 260 °C solder, after preheat and flux per above

**Terminal Strength:** 1210: 1.0 kg (2.2 lbs), 1806: 1.0 kg (2.2 lbs), 1812: 1.5 kg (3.3 lbs) for 30 s

**Beam Strength:** 1210: 2.5 kg (5.5 lbs), 1806: 2.5 kg (5.5 lbs), 1812: 2.5 kg (5.5 lbs)

| STANDARD ELECTRICAL SPECIFICATIONS |                               |                 |                             |
|------------------------------------|-------------------------------|-----------------|-----------------------------|
| PART NUMBER                        | Z<br>± 25 % AT 100 MHz<br>(Ω) | DCR MAX.<br>(Ω) | RATED<br>DC CURRENT<br>(mA) |
| ILBB-1210                          | 31                            | 0.30            | 400                         |
|                                    | 60                            | 0.30            | 400                         |
|                                    | 90                            | 0.30            | 400                         |
| ILBB-1806                          | 80                            | 0.30            | 400                         |
|                                    | 100                           | 0.30            | 300                         |
| ILBB-1812                          | 150                           | 0.50            | 200                         |
|                                    | 70                            | 0.40            | 200                         |
|                                    | 120                           | 0.40            | 200                         |

### FEATURES

- High reliability
- Surface mountable (multiple case sizes)
- Magnetically self shielded
- Nickel barrier plating virtually eliminates silver migration
- Compliant to RoHS Directive 2011/65/EU
- Halogen-free according to IEC 61249-2-21 definition



**RoHS**  
COMPLIANT  
HALOGEN  
**FREE**

### ENVIRONMENTAL SPECIFICATIONS

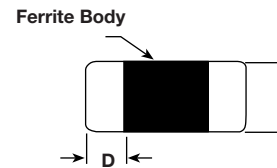
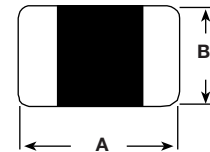
**Operating Temperature:** - 55 °C to + 125 °C

**Thermal Shock:** 300 cycles, - 40 °C to + 125 °C

**Biased Humidity:** 85 % RH at 85 °C, 1000 h at full rated current

### DIMENSIONS in inches [millimeters]

#### Dimensional Outline



| SIZE | A                             | B                             | C                             | D                            |
|------|-------------------------------|-------------------------------|-------------------------------|------------------------------|
| 1210 | 0.126 ± 0.008<br>[3.2 ± 0.2]  | 0.098 ± 0.008<br>[2.5 ± 0.2]  | 0.051 ± 0.008<br>[1.3 ± 0.2]  | 0.020 ± 0.012<br>[0.5 ± 0.3] |
| 1806 | 0.177 ± 0.010<br>[4.5 ± 0.25] | 0.063 ± 0.008<br>[1.6 ± 0.2]  | 0.063 ± 0.008<br>[1.6 ± 0.2]  | 0.024 ± 0.016<br>[0.6 ± 0.4] |
| 1812 | 0.177 ± 0.010<br>[4.5 ± 0.25] | 0.126 ± 0.010<br>[3.2 ± 0.25] | 0.059 ± 0.010<br>[1.5 ± 0.25] | 0.024 ± 0.016<br>[0.6 ± 0.4] |

### DESCRIPTION

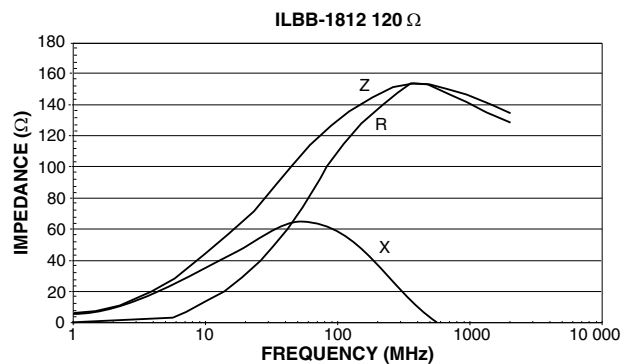
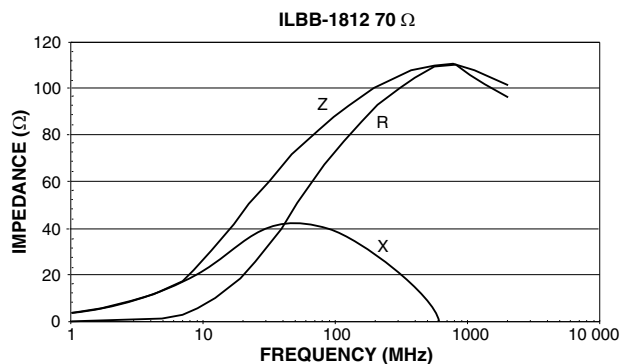
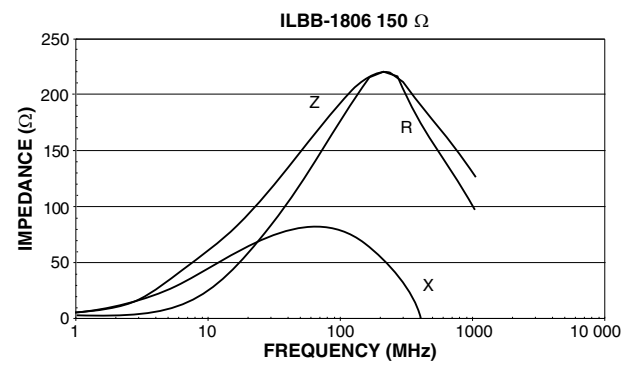
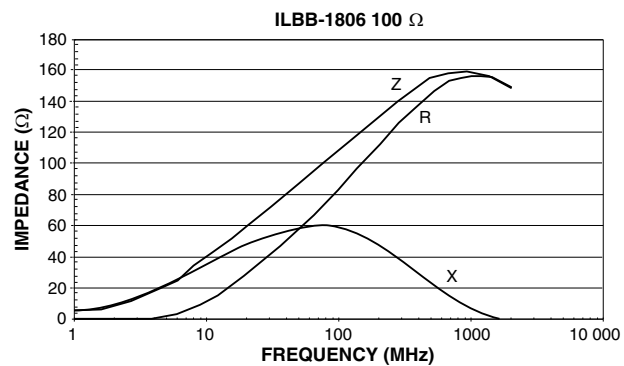
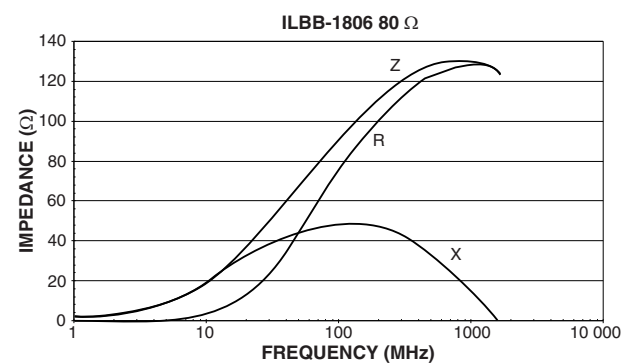
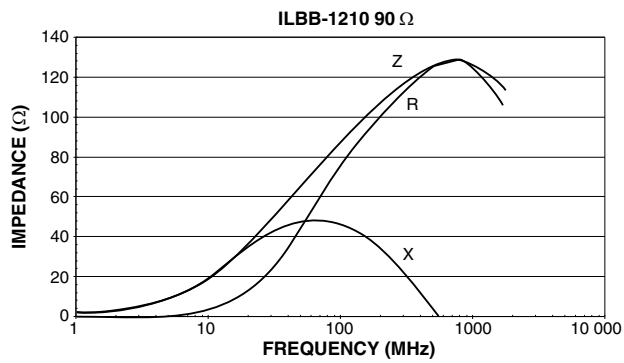
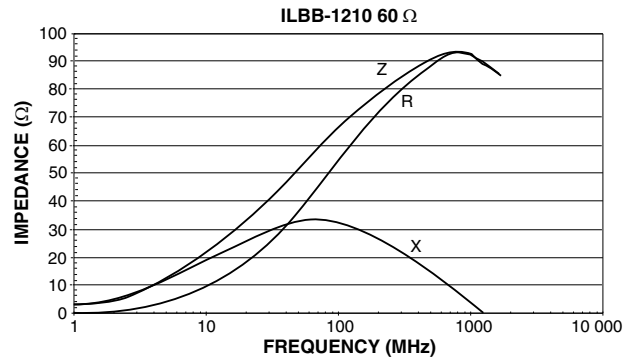
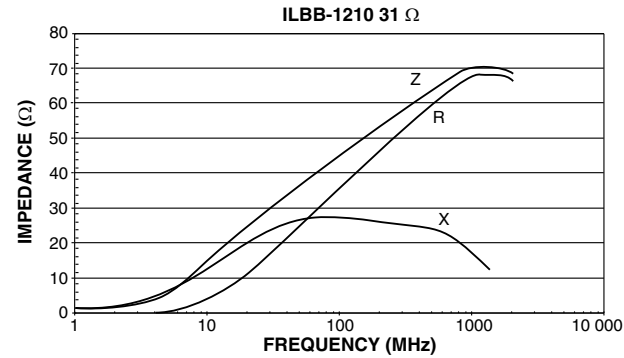
| ILBB  | 1806 | 80              | ± 25 %              | ER           | e3                            |
|-------|------|-----------------|---------------------|--------------|-------------------------------|
| MODEL | SIZE | IMPEDANCE VALUE | IMPEDANCE TOLERANCE | PACKAGE CODE | JEDEC LEAD (Pb)-FREE STANDARD |

### GLOBAL PART NUMBER

|                |   |   |   |      |   |   |   |              |   |                 |   |   |                     |
|----------------|---|---|---|------|---|---|---|--------------|---|-----------------|---|---|---------------------|
| I              | L | B | B | 1    | 8 | 0 | 6 | E            | R | 8               | 0 | 0 | V                   |
| PRODUCT FAMILY |   |   |   | SIZE |   |   |   | PACKAGE CODE |   | IMPEDANCE VALUE |   |   | IMPEDANCE TOLERANCE |



**TYPICAL CURVES** - Frequency Characteristics of R, X, and Z





## Disclaimer

ALL PRODUCT, PRODUCT SPECIFICATIONS AND DATA ARE SUBJECT TO CHANGE WITHOUT NOTICE TO IMPROVE RELIABILITY, FUNCTION OR DESIGN OR OTHERWISE.

Vishay Intertechnology, Inc., its affiliates, agents, and employees, and all persons acting on its or their behalf (collectively, "Vishay"), disclaim any and all liability for any errors, inaccuracies or incompleteness contained in any datasheet or in any other disclosure relating to any product.

Vishay makes no warranty, representation or guarantee regarding the suitability of the products for any particular purpose or the continuing production of any product. To the maximum extent permitted by applicable law, Vishay disclaims (i) any and all liability arising out of the application or use of any product, (ii) any and all liability, including without limitation special, consequential or incidental damages, and (iii) any and all implied warranties, including warranties of fitness for particular purpose, non-infringement and merchantability.

Statements regarding the suitability of products for certain types of applications are based on Vishay's knowledge of typical requirements that are often placed on Vishay products in generic applications. Such statements are not binding statements about the suitability of products for a particular application. It is the customer's responsibility to validate that a particular product with the properties described in the product specification is suitable for use in a particular application. Parameters provided in datasheets and/or specifications may vary in different applications and performance may vary over time. All operating parameters, including typical parameters, must be validated for each customer application by the customer's technical experts. Product specifications do not expand or otherwise modify Vishay's terms and conditions of purchase, including but not limited to the warranty expressed therein.

Except as expressly indicated in writing, Vishay products are not designed for use in medical, life-saving, or life-sustaining applications or for any other application in which the failure of the Vishay product could result in personal injury or death. Customers using or selling Vishay products not expressly indicated for use in such applications do so at their own risk. Please contact authorized Vishay personnel to obtain written terms and conditions regarding products designed for such applications.

No license, express or implied, by estoppel or otherwise, to any intellectual property rights is granted by this document or by any conduct of Vishay. Product names and markings noted herein may be trademarks of their respective owners.

## Material Category Policy

**Vishay Intertechnology, Inc. hereby certifies that all its products that are identified as RoHS-Compliant fulfill the definitions and restrictions defined under Directive 2011/65/EU of The European Parliament and of the Council of June 8, 2011 on the restriction of the use of certain hazardous substances in electrical and electronic equipment (EEE) - recast, unless otherwise specified as non-compliant.**

**Please note that some Vishay documentation may still make reference to RoHS Directive 2002/95/EC. We confirm that all the products identified as being compliant to Directive 2002/95/EC conform to Directive 2011/65/EU.**

**Vishay Intertechnology, Inc. hereby certifies that all its products that are identified as Halogen-Free follow Halogen-Free requirements as per JEDEC JS709A standards. Please note that some Vishay documentation may still make reference to the IEC 61249-2-21 definition. We confirm that all the products identified as being compliant to IEC 61249-2-21 conform to JEDEC JS709A standards.**