

FEATURES

- Ultra high speed operation up to 5 GHz from DC
- Fast rise and fall time less than 80 ps
- High input sensitivity: typ. 150mVp-p at 4 GHz (FMM362HG/HE)
- High phase margin: typ. 200 deg. at 4 GHz (FMM362HG/HE)
- Internal 50Ω input termination resistor for direct series connection
- ECL compatible input and output
- Single-5.2V power supply
- Stable operation at wide temperature range between 0 and 85°C
- Advanced packaging technology for ultra-fast application


DESCRIPTION

FMM362HG/HE and FMM363HG/HE are ultra high speed GaAs standard logic ICs designed for multi-gigabit optical communication systems and digital test instruments.


- FMM362HG/HE: Master-slave D-type Flip Flop (D-F/F) : Typ. 5 GHz
- FMM363HG/HE: 2-Input OR/NOR Gate (OR/NOR) : Typ. 5 Gbps

These logic ICs are capable of minimizing output rise and fall time of less than 80 ps. FMM362HG/HE has a high input sensitivity of typ. 150mVp-p and phase margin of typ. 200 deg. at 4 GHz. FMM360 series is provided with internal 50Ω input termination resistor for direct series connection to eliminate the need of additional external biasing network. The GaAs die is attached into advanced 14-pin metal/ceramic flat package designed for ultra high speed application.

HG



HE



FMM362HG/HE, 4Gb/s GaAs FMM363HG/HE Standard Logic IC

ABSOLUTE MAXIMUM RATINGS (V_{DD} = 0V)

Rating	Symbol	Values	Unit
Supply Voltage	V _{SS}	-7.0 to 0	V
Input Termination Voltage	V _{TI}	-3.0 to 0	V
Output Termination Voltage	V _{TO}	-3.0 to 0	V
Input Voltage	V _{IN}	-2.0 to 0	V
Reference Voltage	V _{REF}	-2.0 to 0	V
Power Dissipation	P _D	1.0	W
Storage Temperature	T _{stg}	-55 to +150	°C

ELECTRICAL CHARACTERISTICS (T_c = 25°C, V_{SS} = -5.2V, V_{DD} = 0V)

Parameter	Symbol	FMM362HG/HE (D-F/F)			FMM363HG/HE (OR/NOR)			Unit
		Min.	Typ.	Max.	Min.	Typ.	Max.	
Maximum Clock Frequency (Note 1)		4	5	-	4	5	-	Gbps
High Level Input Voltage	V _{IH}	-1.0	-0.9	-	-1.0	-0.9	-	V
Low Level Input Voltage	V _{IL}	-	-1.7	-1.6	-	-1.7	-1.6	V
High Level Output Voltage (Note 2)	V _{OH}	-0.95	-	-	-0.95	-	-	V
Low Level Output Voltage (Note 2)	V _{OL}	-	-	-1.65	-	-	-1.65	V
Output Rise Time (Note 3)	t _f	-	60	80	-	60	80	ps
Output Fall Time (Note 3)	t _f	-	60	80	-	60	80	ps
Power Supply Current	I _{SS}	-	90	-	-	90	-	mA

Note 1: FMM363HG/HE-Maximum Data Rate (Gbit/s) NRZ

Note 2: 50W termination to -2V (V_{TO})

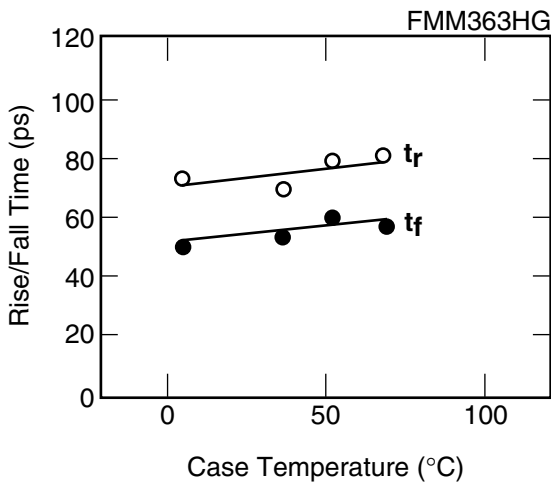
Note 3: 20%~80%

RECOMMENDED OPERATING CONDITIONS (V_{DD} = 0V)

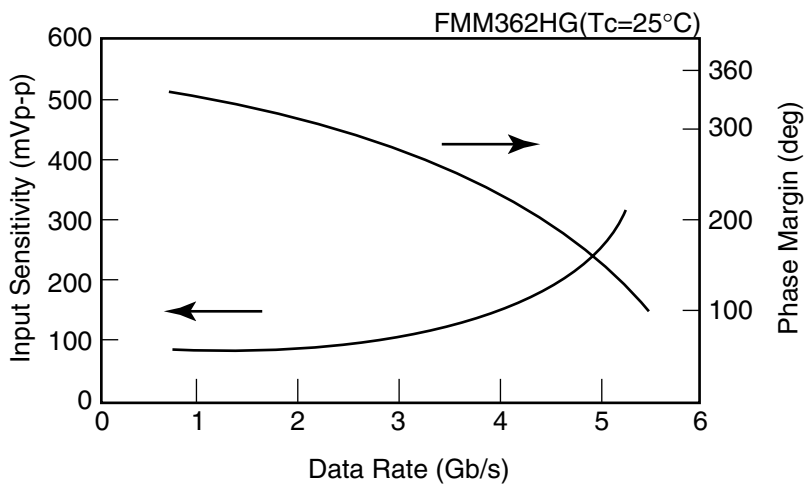
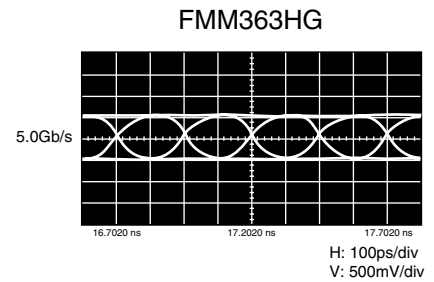
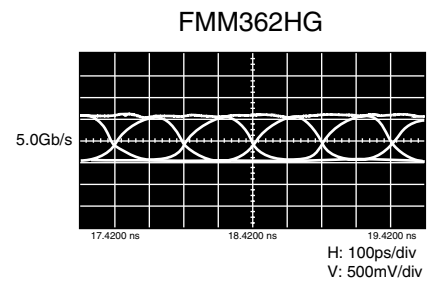
Parameter	Symbol	Value			Unit
		Min.	Typ.	Max.	
Supply Voltage	V _{SS}	-5.46	-5.2	-4.94	V
Output Termination Voltage	V _{TO}	-2.1	-2.0	-1.9	V
Reference Voltage	V _{REF}	-1.4	-1.3	-1.2	V
Output Termination Resistor*	R _{TO}	-	50	-	Ω
Operating Case Temperature	T _c	0	-	+65	°C

* Not required for direct series connection to FMM360 series STD logic.

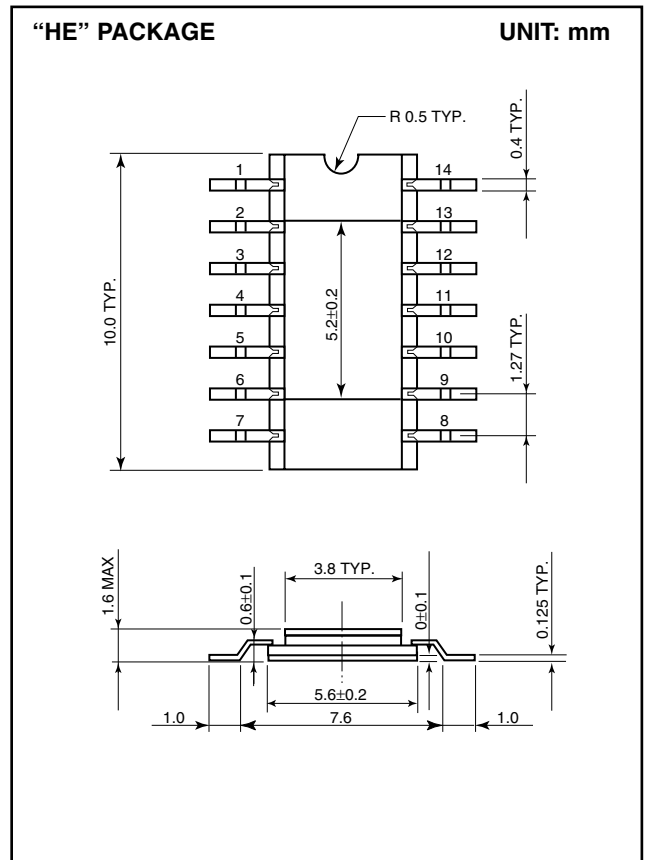
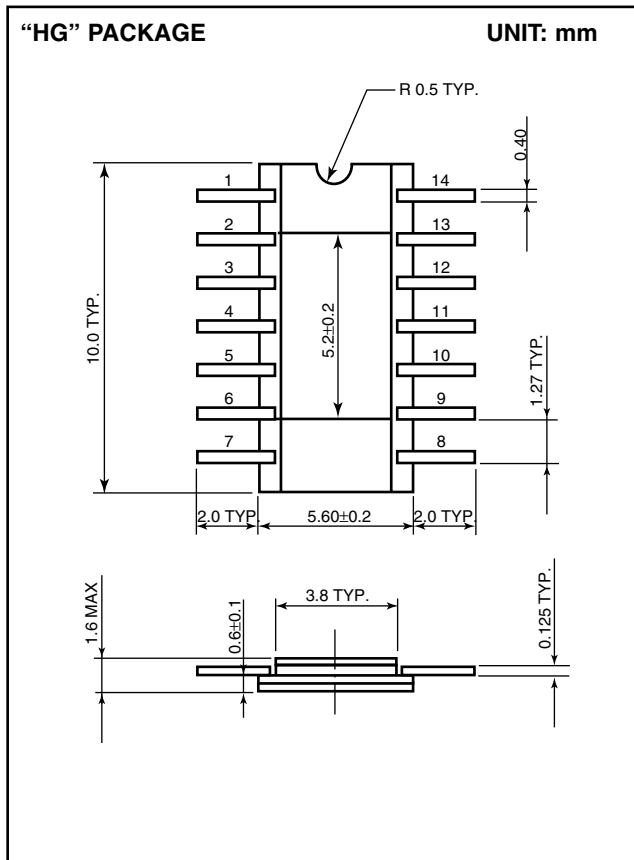
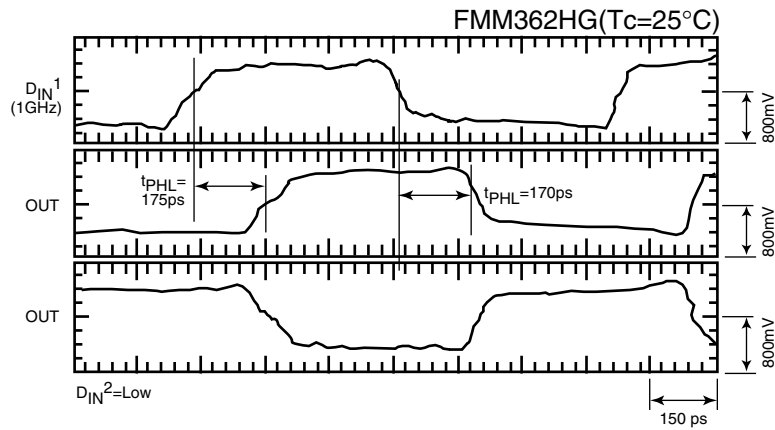
TYPICAL CHARACTERISTICS



OUTPUT WAVEFORMS (T_c=25°C)



PULSE RESPONSE



For further information please contact:

**FUJITSU COMPOUND SEMICONDUCTOR, INC.
Americas & R.O.W.**

2355 Zanker Rd.
San Jose, CA 95131-1138, U.S.A.
Phone: (408) 232-9500
FAX: (408) 428-9111

55 Schanck Road,
Suite A-2
Freehold, NJ 07728-2964, U.S.A.
Phone: (732) 303-0282
FAX: (732) 431-3393

www.fcsi.fujitsu.com

FUJITSU MIKROELEKTRONIK GmbH

Quantum Devices Division
Network House
Norreys Drive
Maidenhead, Berkshire SL6 4FJ, UK
Phone:+44 (0)1628 504800
FAX:+44 (0)1628 504888

**FUJITSU QUANTUM DEVICES, LTD.
Asia & Japan**

2-7-1, Nishi Shinjuku
Shinjuku-ku, Tokyo 163-0721
Japan
Phone: 3-5322-3356
FAX: 3-5322-3398

Fujitsu Limited reserves the right to change products and specifications without notice.
The information does not convey any license under rights of Fujitsu Limited or others.

© 1999 FUJITSU COMPOUND SEMICONDUCTOR, INC.
Printed in U.S.A. FCSI0199M200

CAUTION

Fujitsu Compound Semiconductor Products contain **gallium arsenide (GaAs)** which can be hazardous to the human body and the environment. For safety, observe the following procedures:

- Do not put this product into the mouth.
- Do not alter the form of this product into a gas, powder, or liquid through burning, crushing, or chemical processing as these by-products are dangerous to the human body if inhaled, ingested, or swallowed.
- Observe government laws and company regulations when discarding this product. This product must be discarded in accordance with methods specified by applicable hazardous waste procedures.