


T1/CEPT/ISDN-PRI Carrier Interface Transformers

EPA1071-EPA1074

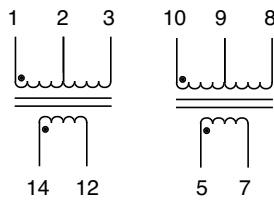


- Isolation at PBX and Terminals
- Dual Package Configuration
- 1500 Vrms Isolation

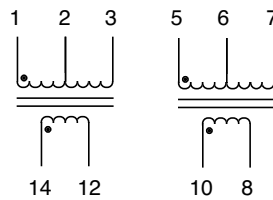
Electrical Parameters @ 25° C

PCA Part Number	OCL (mH Min.)	Interwinding Capacitance (pF Max.)	Leakage Inductance (μH Max.)	Turns Ratio (± 5%) Pri.:Sec.	DCR (Ω Max.)		Schematic
EPA1071	1.20 & 1.20	30 & 30	0.50 & 0.50	1:2CT & 1:2CT	0.70 & 0.70	1.20 & 1.20	A
EPA1072	1.20 & 1.20	35 & 35	0.50 & 0.80	1:2CT & 1:1.36	0.80 & 0.80	1.20 & 1.00	C
EPA1073	2.00 & 2.00	45 & 45	0.60 & 0.60	1:2CT & 1:2CT	0.70 & 0.70	1.20 & 1.20	B
EPA1074	1.20 & 1.20	30 & 30	0.55 & 0.50	1CT:2CT & 1:1	0.70 & 0.70	1.20 & 0.70	D

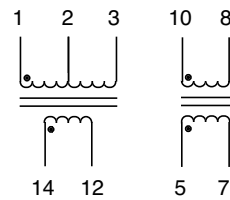
Schematic A



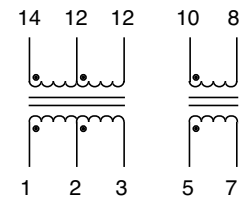
Schematic B



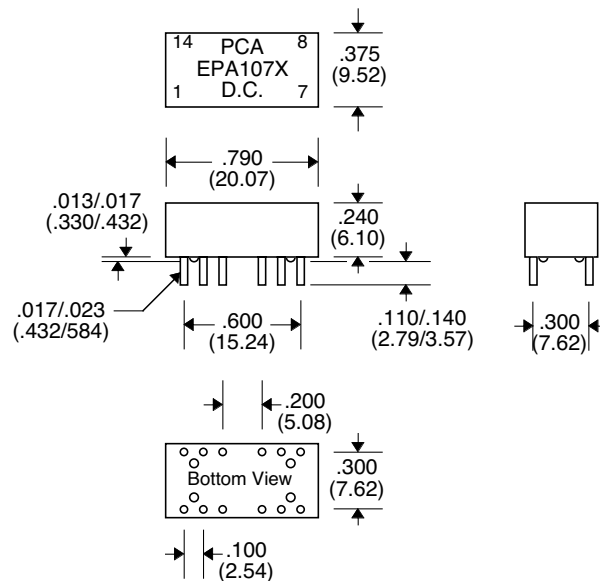
Schematic C



Schematic D



Package



Unless Otherwise Specified Dimensions are in Inches /mm ± .010 / .25