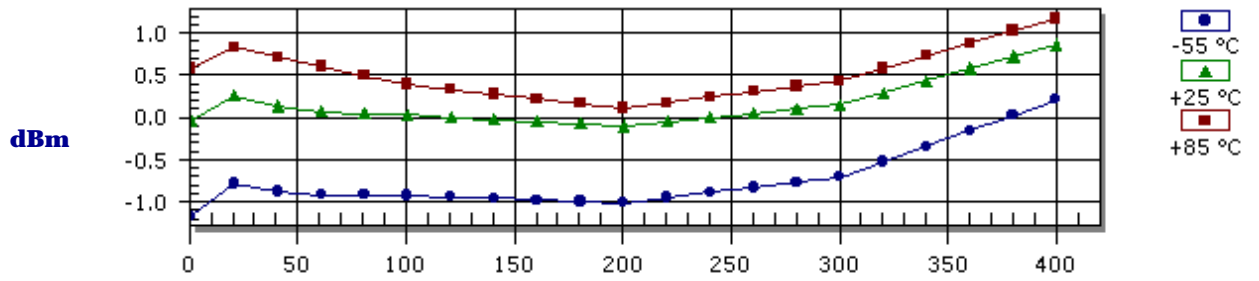




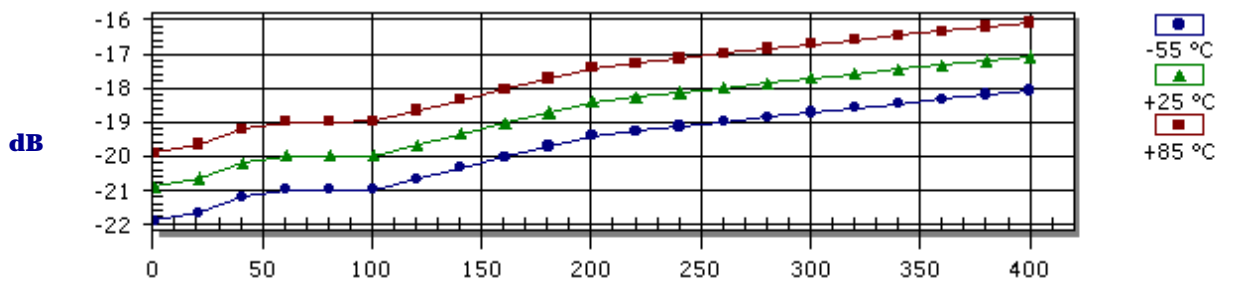
Frequency (MHz)

### $P_{1dB}$ Compression Point



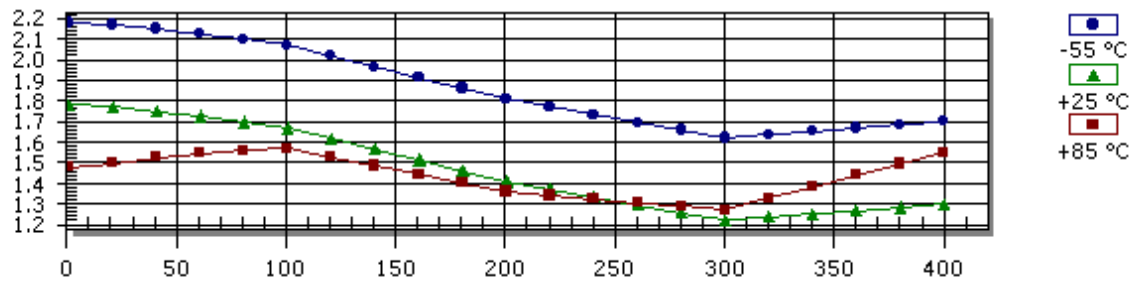
Frequency (MHz)

### Reverse Isolation



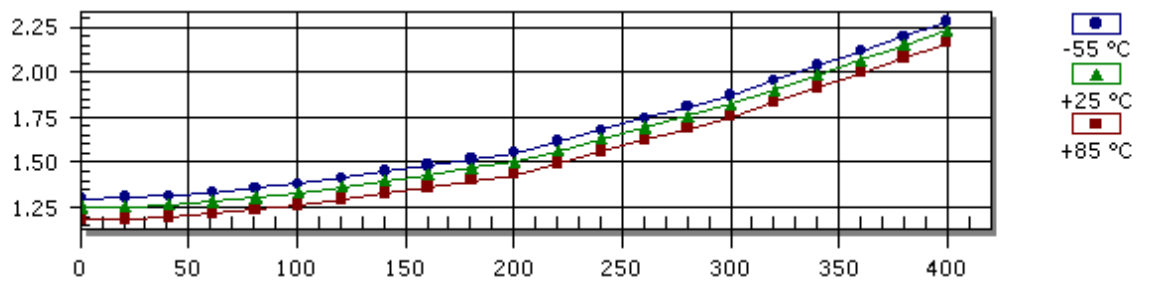
Frequency (MHz)

### Input VSWR



Frequency (MHz)

### Output VSWR



Frequency (MHz)

## S-Parameters

Frequency	S11 Mag	S11 Ang	S21 Mag	S21 Ang	S12 Mag	S12 Ang	S22 Mag	S22 Ang
1.0	0.280	-180.00	6.340	180.00	0.090	0.00	0.110	179.00
10.0	0.280	178.00	6.330	178.00	0.090	1.00	0.110	173.00
50.0	0.270	171.00	6.290	170.00	0.100	6.00	0.120	144.00
100.0	0.250	163.00	6.250	160.00	0.100	10.00	0.140	117.00
200.0	0.170	156.00	6.190	142.00	0.120	15.00	0.200	87.00
300.0	0.100	170.00	6.160	123.00	0.130	16.00	0.290	70.00
400.0	0.130	-130.00	6.130	101.00	0.140	15.00	0.380	54.00

## Absolute Maximum Conditions

Maximum Operating Temperature	-55.0 - 125.0 °C	Maximum Storage Temperature	-62.0 - 125.0 °C
Maximum Case Temperature	125.0 °C	Maximum Supply Current	25.0 mA
Continuous RF Input Power	6.0 dBm	Short Term RF Input Power (1 minute max)	25.0 mW
Maximum Peak Power (3 µsec max)	0.2 W		

Amplifonix | 2707 Black Lake Place | Philadelphia, PA 19154  
Tel: 215.464.4000 | FAX: 215.464.4001 | Email: [info@amplifonix.com](mailto:info@amplifonix.com)

# i2 Technologies US, Inc.

## HTML Pages converted to PDF Document

This document contains component information from the manufacturer's website which is not available in a revision controlled document from the manufacturer. To facilitate the addition of these parts into the Electronics Database, we are converting the HTML pages related to that part, from the manufacturer's website into Adobe PDF format. The contents of this document are based on the information provided on the manufacturer's website, therefore the information may have been changed by the manufacturer since this was created.

