

# "High Frequency Ceramic Solutions"

**1200 /1200 MHz Diplexer (BPF/BRF)**

**P/N 0500DP44A1215**

Detail Specification: 09/14/09

Page 1 of 2

## General Specifications

<b>Part Number</b>	0500DP44A1215
--------------------	---------------

Passband (MHz)	Insertion Loss	Ripple (dB)	Passband VSWR	Attenuation (dB)
<b>950-1450</b>	3.6 max.(25 °C)	2.0 max.	8.5 min	30.0 min. @ 200~750MHz
	3.9 max.(-40~+85 °C)			30.0 min. @ 1650~2150MHz
<b>200~750</b>	2.0 max.(25 °C)	1.8 max.	9.5 min	30.0 min. @ 950~1450MHz
	2.3 max.(-40~+85 °C)			
<b>1650~2150</b>	3.5 max.(25 °C)	2.2 max.	7.4 min	
	3.8 max.(-40~+85 °C)			

<b>Input Power</b>	2 Watts max.
<b>Impedance</b>	50 Ω
<b>Reel Quantity</b>	2000

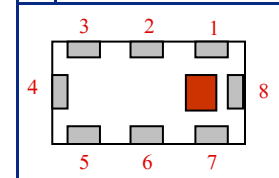
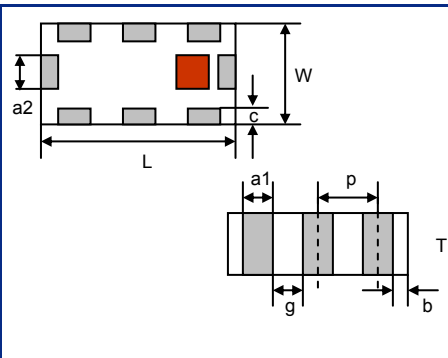
<b>Operating Temp</b>	-40 to +85°C
<b>Storage Temp</b>	+5 ~ +35 °C, Humidity: 45~75%RH, 12 mos. max

## Terminal Configuration

No.	Function
1	GND
2	Common Port
3	GND
4	GND
5	BPF
6	GND
7	BRF
8	GND

## Mechanical Dimensions

	In	mm
<b>L</b>	0.177 ± 0.012	4.50 ± 0.30
<b>W</b>	0.122 ± 0.012	3.10 ± 0.30
<b>T</b>	0.059 ± 0.004	1.50 ± 0.10
<b>a1</b>	0.022 ± 0.008	0.55 ± 0.20
<b>a2</b>	0.079 ± 0.008	2.00 ± 0.20
<b>b</b>	0.004 min.	0.1 min.
<b>c</b>	0.012 +.004/-0.008	0.30 +0.1/-0.2
<b>g</b>	0.043 ± 0.006	1.10 ± 0.15
<b>p</b>	0.065 ± 0.008	1.65 ± 0.20

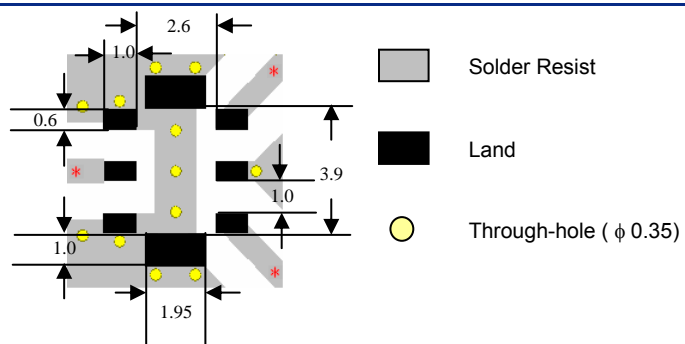


## Mounting Considerations

Mount these devices with brown mark facing up.

\* Line width should be designed to provide 50 Ω impedance matching characteristics.

Units: mm



Johanson Technology, Inc. reserves the right to make design changes without notice.

All sales are subject to Johanson Technology, Inc. terms and conditions.



[www.johansontechnology.com](http://www.johansontechnology.com)

4001 Calle Tecate • Camarillo, CA 93012 • TEL 805.389.1166 FAX 805.389.1821

2009 Johanson Technology, Inc. All Rights Reserved

# "High Frequency Ceramic Solutions"

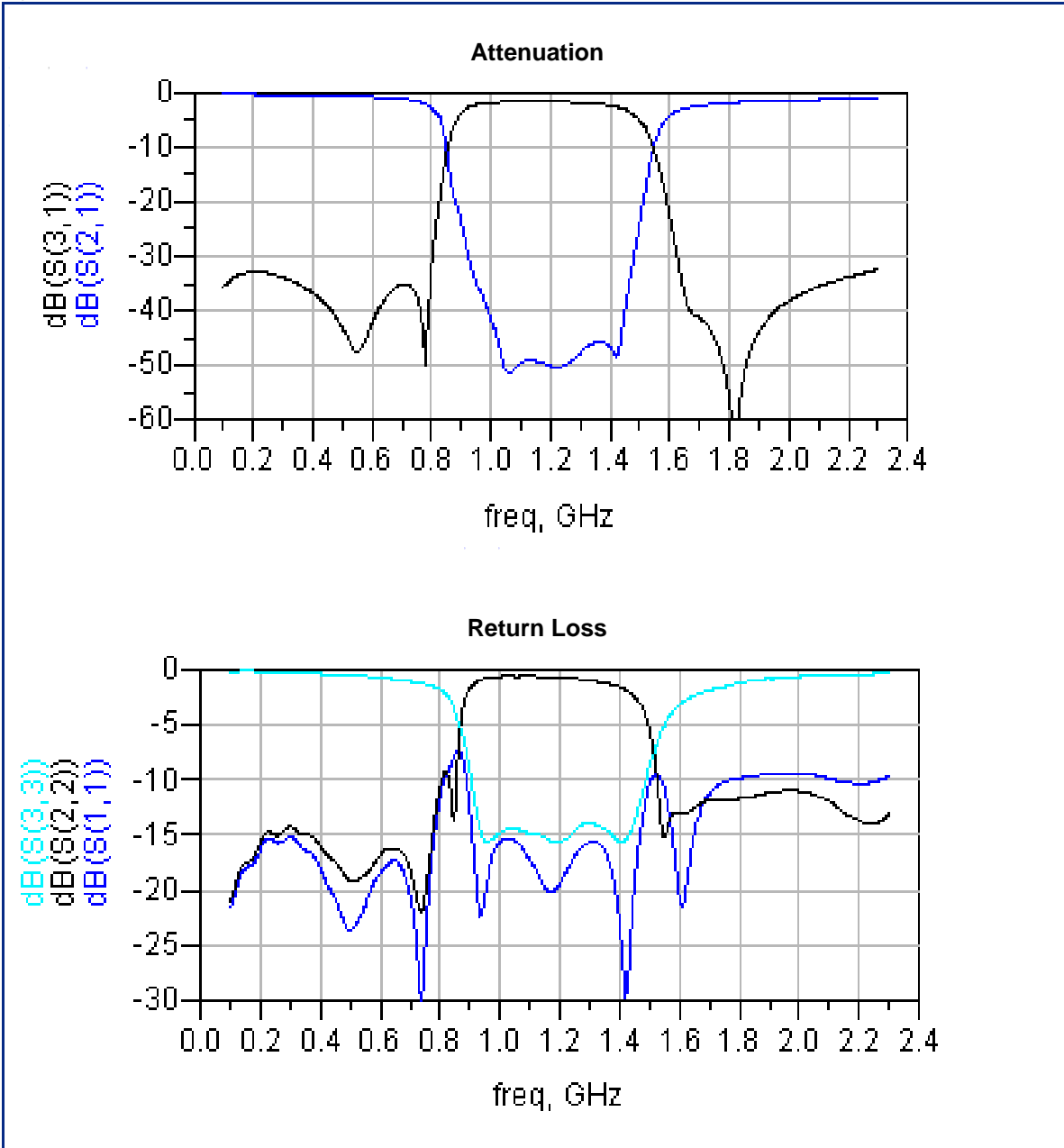
1200 /1200 MHz Diplexer (BPF/BRF)

P/N 0500DP44A1215

Detail Specification: 09/14/09

Page 2 of 2

Typical Electrical Performance (T=25°C)



Johanson Technology, Inc. reserves the right to make design changes without notice.  
All sales are subject to Johanson Technology, Inc. terms and conditions.



[www.johansontechnology.com](http://www.johansontechnology.com)

4001 Calle Tecate • Camarillo, CA 93012 • TEL 805.389.1166 FAX 805.389.1821

2009 Johanson Technology, Inc. All Rights Reserved