

COMPOUND EMI FILTERS FOR POWER LINE [DLM Series]

The DLM series SMD compound EMI filters that combined high current chip ferrite bead inductors, multilayer ceramic capacitors with large capacitance or multilayer chip varistors. Constructing in compact size, high performance SMD compound EMI filter achieved the reduction in mounting area and further noise reduction or absorption of surge.

Features

- Compact and achieve large allowable current, and can be used for DC power supply line.
- The style circuit, reduction noise over a wide range.
- Varistor combined type, absorption of switching surge and electrostatic surge for relays.
- The gold-plated termination ensures excellent solder heat resistance and solderability.
- RoHS Compliant.

Applications

- Notebook PC, digital appliance, DC power supply line of OA machinery.
- As for robot, FA machinery, it is DC power supply line of industrial use electronics.

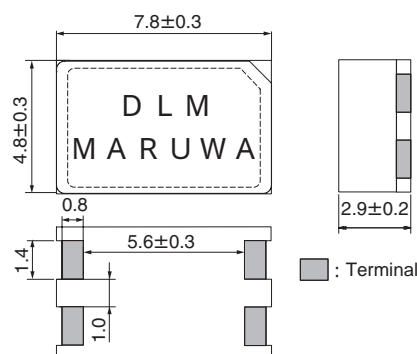
Part Number List and Specifications

Part number	Rated voltage DC(V)	Rated current DC(A)	Varistor voltage V1mA(V)	Maximum peak current 8/20 μ s(A)	Maximum Clamping voltage (V)
DLM01-01	16V	3.5A	—	—	—
DLM01-02	25V	3.5A	—	—	—
DLM01-03	50V	3.5A	—	—	—
DLM02-01	16V	3.5A	27V	160A	50V
DLM02-02	25V	3.5A	33V	160A	60V
DLM03-01	16V	7.0A	—	—	—
DLM03-02	25V	7.0A	—	—	—
DLM03-03	50V	7.0A	—	—	—

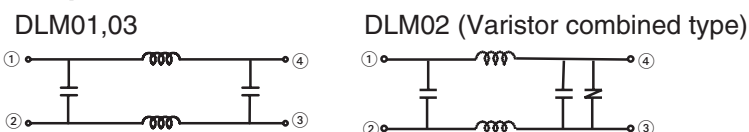
Appearance



Dimensions

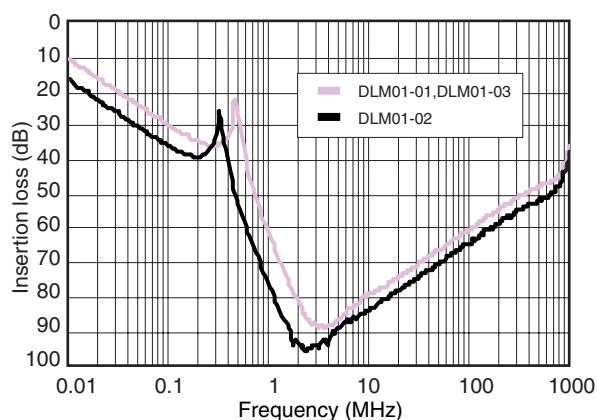


Equivalent circuit

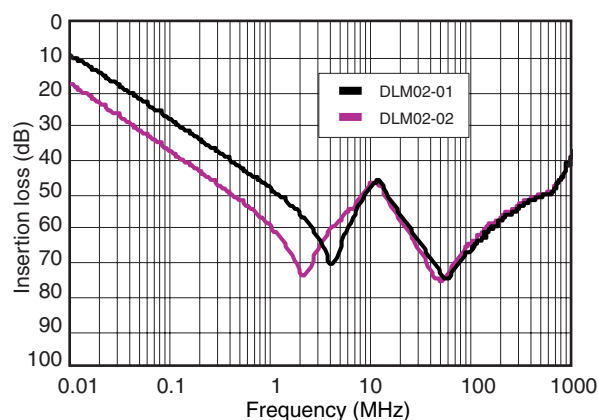


Insertion loss

DLM01



DLM02



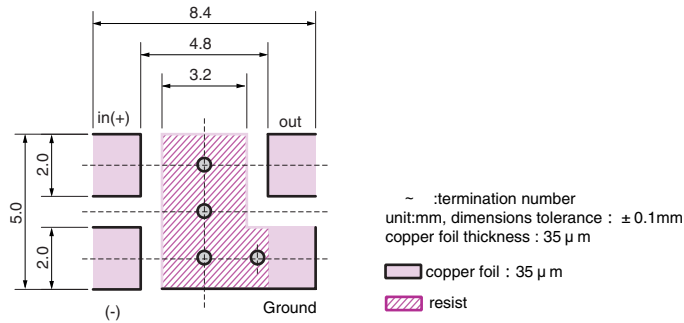
COMPOUND EMI FILTERS FOR POWER LINE [DLM Series]

■Soldering

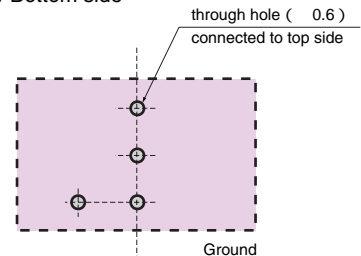
1.basic design

Recommended land pattern.
Please use both side of P.C.B.

(1) Top side



(2) Bottom side



matters that required attention

Please pay attention to the following points when soldering on a print board.

(1) Please use every termination and take ground as largely as possible.

(The parts may not perform well depending on how the ground is taken.)

(2) Please wire it so that a ground of circuit side (termination ②) is not connected to a ground of power side (termination ③) in other parts either.

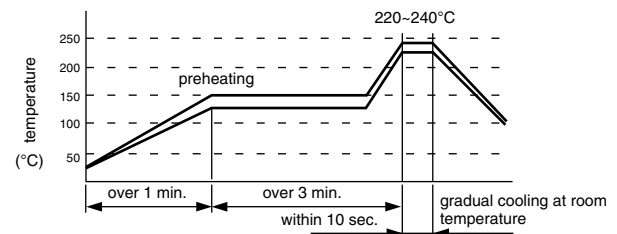
For soldering, please perform a temperature pattern of the right note for reference.

Please do not perform heating more than 240 degrees Celsius 10 seconds.

I received the internal joining, but I melt, and such as a short circuit, opening, a gap of a case may occur.

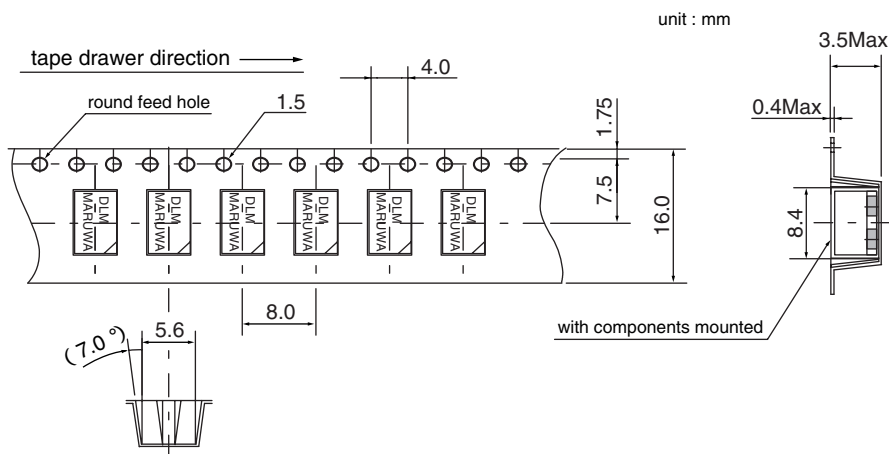
This part is the lead-free correspondence kind that I received.

reflow soldering recommended conditions



■Taping

taping specifications (tape material:plastic)



■Package qty.

type	package qty.	
taping qty.	1,000pcs/reel	
tray qty.	minimum unit	100pcs
	maximum qty.	1,000pcs