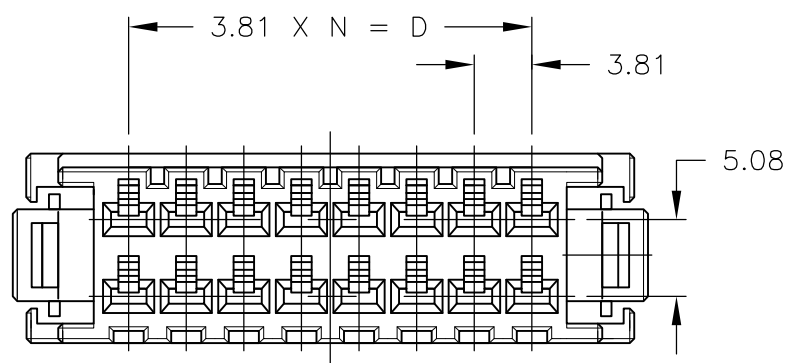
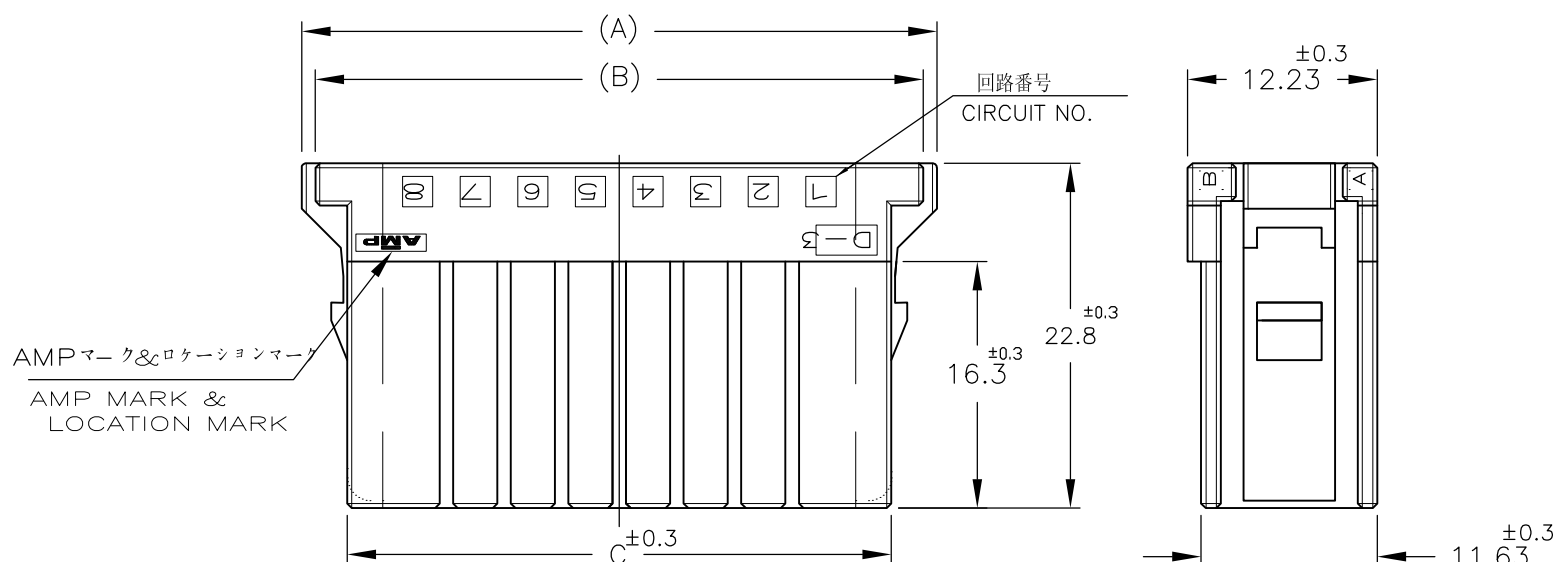
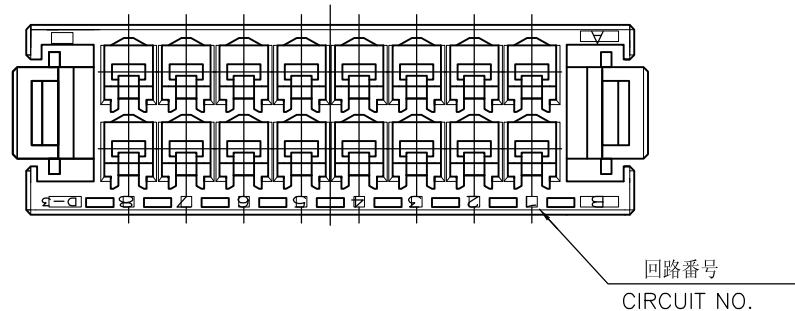


THIS DRAWING IS UNPUBLISHED. RELEASED FOR PUBLICATION
 © COPYRIGHT - By Tyco Electronics Japan G.K. ALL RIGHTS RESERVED.

LOC	DIST	REVISIONS					
		P	LTR	DESCRIPTION	DATE	DWN	APVD
J	-		C8	REVISED	27JUL2012	H.M	N.Y



NOTE

- 1 MATERIAL:GLASS FIELD THERMO PLASTIC,POLYESTER COLOR;BLACK
- ~~2 TO COAT ALL SURFACE OF HOUSING WITH TEFLON~~
- 3 THE SHAPE,SIZE AND POSITION OFTHE CHARACTER SHOW THE OUTLINE THEY DON'T SHOW DETAILS

注記

- 1 材料: ガラス入り熱可塑性ポリエステル樹脂 色: 黒色
- ~~2 ハウジング全面にテフロン塗装のこと~~
- 3 文字の形状、大きさ、および位置については、大略を示すものであり、詳細を示すものではありません。

FINISH	POS.	DIMENSION	A	B	C	D	N	PART NUMBER
OBSOLETE	△	20 POS.	51.03	47.83	43.37	34.29	9	178289-8
	△	16 POS.						5=178289=7
		16 POS.			SEE SHEET 20F2			178289-7
		12 POS.	35.79	32.59	28.13	19.05	5	178289-6
OBSOLETE	△	10 POS.	31.98	28.78	24.32	15.24	4	5=178289=5
		10 POS.	31.98	28.78	24.32	15.24	4	178289-5
		8 POS.	28.17	24.97	20.51	11.43	3	178289-4
OBSOLETE	△	6 POS.	24.36	21.16	16.70	7.62	2	5=178289=3
		6 POS.	24.36	21.16	16.70	7.62	2	178289-3

THIS DRAWING IS A CONTROLLED DOCUMENT.

DWN N.MATSUBARA 09JUL1991
 CHK H.OBATA 24FEB1992
 APVD S.MANABE 04MAR1992

STE TE Connectivity

NAME: REC HSG FOR DYNAMIC DPUBLE ROW DYNAMIC D-3100 REC HSG

PRODUCT SPEC: - APPLICATION SPEC: -

SIZE: A3 CAGE CODE: 00779 DRAWING NO: C-178289 RESTRICTED TO: -

WEIGHT: -

CUSTOMER DRAWING SCALE: 2:1 SHEET: 1 OF 2 REV: C8

DIMENSIONS:	TOLERANCES UNLESS OTHERWISE SPECIFIED:
mm	0 PLC ±0.2
	1 PLC ±0.25
	2 PLC ±0.25
	3 PLC ±0.3
	4 PLC ±0.3
	ANGLES ±3°
MATERIAL: SEE NOTE	FINISH: -

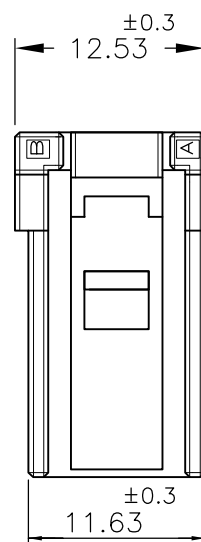
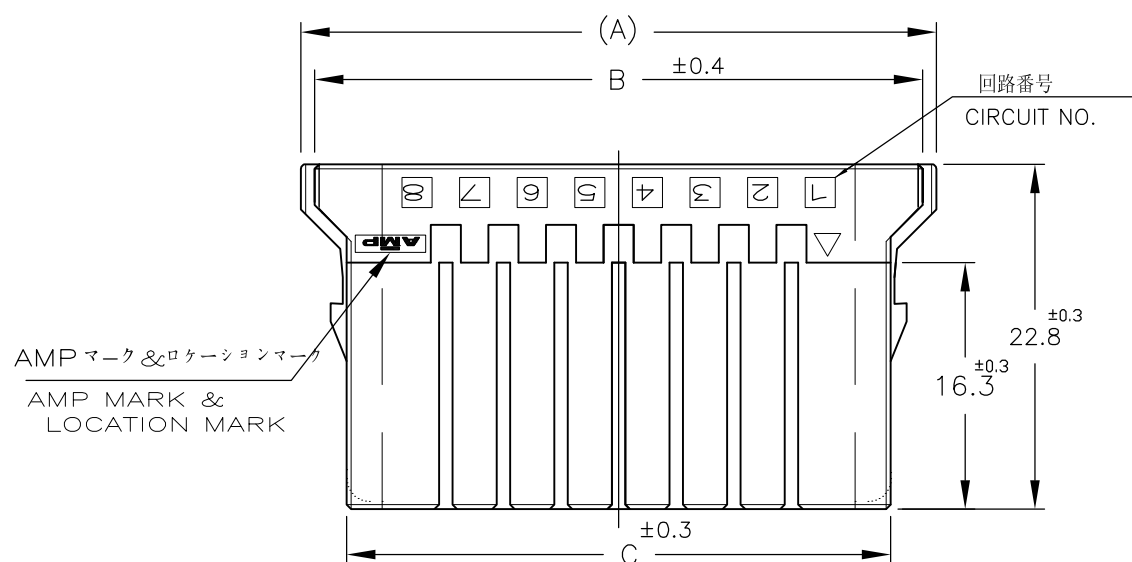
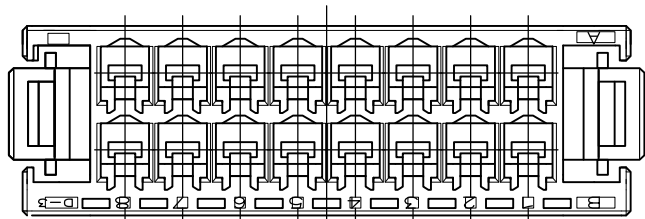
THIS DRAWING IS UNPUBLISHED.

RELEASED FOR PUBLICATION

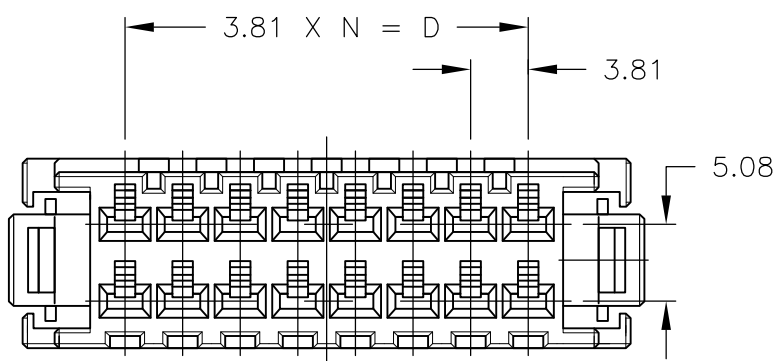
© COPYRIGHT - By Tyco Electronics Japan G.K.

ALL RIGHTS RESERVED.

LOC	DIST	REVISIONS					
J	-	P	LTR	DESCRIPTION	DATE	DWN	APVD
		-		SEE SHEET 1	-	-	-



NOTE:SEE SHEET 1 OF 2



OBSOLETE										5-178289-7
		16POS	42.71	40.21	35.97	26.67	7			178289-7
		FINISH	POS.	DIMENSION	A	B	C	D	N	PART NUMBER

THIS DRAWING IS A CONTROLLED DOCUMENT.		DWN	N.MATSUBARA	09JUL1991	TE Connectivity	
		CHK	H.OBATA	24FEB1992		
		APVD	S.MANABE	04MAR1992	NAME	
DIMENSIONS: mm		TOLERANCES UNLESS OTHERWISE SPECIFIED:		PRODUCT SPEC		
		0 PLC ±		-		
		1 PLC ± 10 > : ±0.2		-		
MATERIAL SEE NOTE		2 PLC ± < 0.30 : ±0.25		APPLICATION SPEC		
		3 PLC ± 30 < 100 : ±0.3		-		
		4 PLC ANGLES ± 3'		SIZE		
		FINISH -		CAGE CODE		RESTRICTED TO
				DRAWING NO		
				A3 00779		C-178289
		CUSTOMER DRAWING		SCALE 2:1		SHEET 2 OF 2
						REV C8