


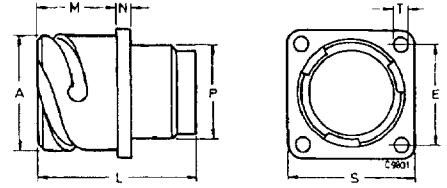
Box Mounting Receptacle, Class E




CGL02A-B

with bayonet coupling

CGL02-B is a box mounting receptacle for front panel mounting. It mates with plugs CGL06-B and CGL08-B



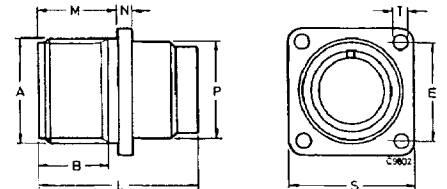
Part No.	A	E	L	M	N	P	S	T
Pin insert	- 0,15 (.006)	± 0,1 (.004)	± 0,3 (.012)	+ 0,4 (.016)	± 0,2 (.008)	max	± 0,3 (.012)	H13
CGL02A18-11P-C1L-B	30,8 (1.213)	27,0 (1.063)	46,0 (1.811)	19,0 (.748)	4,0 (.157)	25,6 (1.008)	35,0 (1.378)	3,2 (.126)
CGL02A18-11P-E1-B	30,8 (1.213)	27,0 (1.063)	33,8 (1.331)	19,0 (.748)	4,0 (.157)	25,6 (1.008)	35,0 (1.378)	3,2 (.126)
CGL02A20-3P-B1-B	34,2 (1.346)	29,4 (1.157)	33,8 (1.331)	19,0 (.748)	4,0 (.157)	29,0 (1.142)	38,0 (1.496)	3,2 (.126)
CGL02A20-17P-C1-B	34,2 (1.346)	29,4 (1.157)	33,8 (1.331)	19,0 (.748)	4,0 (.157)	29,0 (1.142)	38,0 (1.496)	3,2 (.126)
CGL02A22-22P-D1L-B	37,4 (1.472)	31,8 (1.252)	46,0 (1.811)	19,0 (.748)	4,0 (.157)	32,2 (1.268)	41,0 (1.614)	3,2 (.126)
CGL02A36A35P-D1L-B	59,6 (2.346)	49,2 (1.929)	46,0 (1.811)	22,4 (.882)	4,0 (.157)	54,1 (2.130)	63,5 (2.500)	4,3 (.169)



CGL02A

with threaded coupling

CGL02 is a box mounting receptacle for front panel mounting. It mates with plugs CGL06 and CGL08



Part No.	A	B	E	L	M	N	P	S	T
Pin insert	Thread	min	± 0,1 (.004)	max	+ 0,4 (.016)	± 0,7 (.028)	max	± 0,3 (.012)	+ 0,2/- 0,1 (.008/.004)
CGL02A10SL-3P-C1L-*	5/8-24NEF-2A	9,5 (.374)	18,2 (.716)	35,0 (1.378)	14,2 (.559)	3,0 (.118)	15,9 (.626)	25,4 (1.000)	3,1 (.122)
CGL02A18-10P-D1L-*	1-1/8-18UNEF-2A	15,8 (.622)	27,0 (1.063)	46,0 (1.811)	19,0 (.748)	3,9 (.154)	25,4 (1.000)	35,0 (1.378)	3,1 (.122)
CGL02A18-11P-C1L-*	1-1/8-18UNEF-2A	15,8 (.622)	27,0 (1.063)	46,0 (1.811)	19,0 (.748)	3,9 (.154)	25,4 (1.000)	35,0 (1.378)	3,1 (.122)
CGL02A18-11P-E1-*	1-1/8-18UNEF-2A	15,8 (.622)	27,0 (1.063)	34,6 (1.362)	19,0 (.748)	3,9 (.154)	25,4 (1.000)	35,0 (1.378)	3,1 (.122)
CGL02A20-3P-B1-*	1-1/4-18UNEF-2A	15,8 (.622)	29,4 (1.157)	34,6 (1.362)	19,0 (.748)	3,9 (.154)	25,4 (1.000)	38,0 (1.496)	3,1 (.122)
CGL02A20-15P-E1-*	1-1/4-18UNEF-2A	15,8 (.622)	29,4 (1.157)	34,6 (1.362)	19,0 (.748)	3,9 (.154)	25,4 (1.000)	38,0 (1.496)	3,1 (.122)
CGL02A20-17P-C1-*	1-1/4-18UNEF-2A	15,8 (.622)	29,4 (1.157)	34,6 (1.362)	19,0 (.748)	3,9 (.154)	29,0 (1.142)	38,0 (1.496)	3,1 (.122)
CGL02A22-16P-D1-*	1-3/8-18UNEF-2A	15,8 (.622)	31,8 (1.252)	34,6 (1.362)	19,0 (.748)	3,9 (.154)	32,2 (1.268)	41,0 (1.614)	3,1 (.122)
CGL02A22-22P-D1L-*	1-3/8-18UNEF-2A	15,8 (.622)	31,8 (1.252)	46,0 (1.811)	19,0 (.748)	3,9 (.154)	32,2 (1.268)	41,0 (1.614)	3,1 (.122)
CGL02A22-23P-F1L-*	1-3/8-18UNEF-2A	15,8 (.622)	31,8 (1.252)	46,0 (1.811)	20,6 (.811)	3,9 (.154)	35,3 (1.390)	44,5 (1.752)	3,7 (.146)
CGL02A24-10P-G1L-*	1-3/8-18UNEF-2A	15,8 (.622)	34,9 (1.374)	46,0 (1.811)	20,6 (.811)	3,9 (.154)	35,3 (1.390)	44,5 (1.752)	3,7 (.146)
CGL02A24-11P-G1-*	1-3/8-18UNEF-2A	15,8 (.622)	34,9 (1.374)	46,0 (1.811)	20,6 (.811)	3,9 (.154)	35,3 (1.390)	44,5 (1.752)	3,7 (.146)
CGL02A28-A16P-B1L-*	1-1/2-18UNEF-2A	15,8 (.622)	39,7 (1.563)	46,0 (1.811)	20,6 (.811)	3,9 (.154)	41,2 (1.622)	44,5 (1.752)	3,7 (.146)