

SWITCHING MODE POWER SUPPLY APPLICATION.  
CONVERTER & CHOPPER APPLICATION.

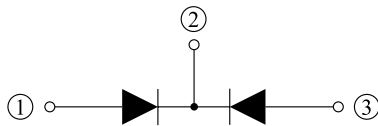
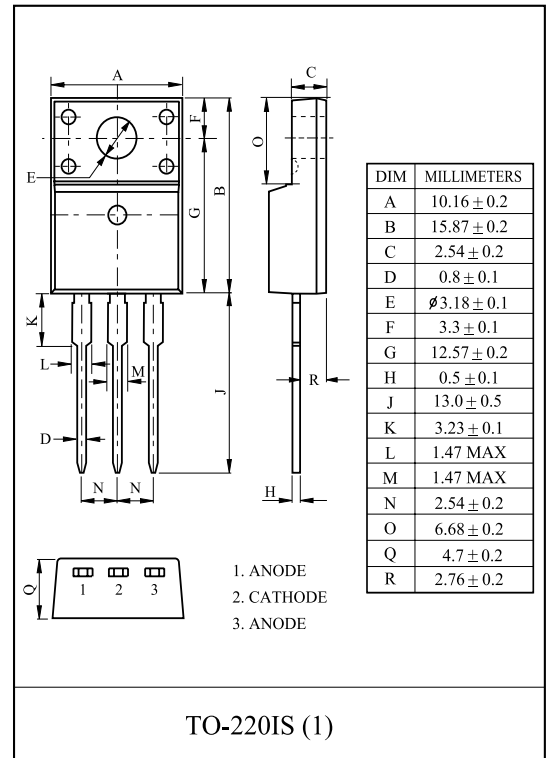
### FEATURES

- Average Output Rectified Current  
:  $I_O=20A$ .
- Repetitive Peak Reverse Voltage  
:  $V_{RRM}=100V$ .
- Low Forward Voltage.
- Low Reverse Current.

### MAXIMUM RATING (Ta=25 )

CHARACTERISTIC	SYMBOL	RATING	UNIT
Repetitive Peak Reverse Voltage	$V_{RRM}$	100	V
Average Output Rectified Current (Tc=110 ) (Note)	$I_O$	20	A
Peak One Cycle Surge Forward Current (Non-Repetitive 60Hz)	$I_{FSM}$	100	A
Junction Temperature	$T_j$	-40 150	
Storage Temperature Range	$T_{stg}$	-55 150	

Note : average forward current of centertap full wave connection.



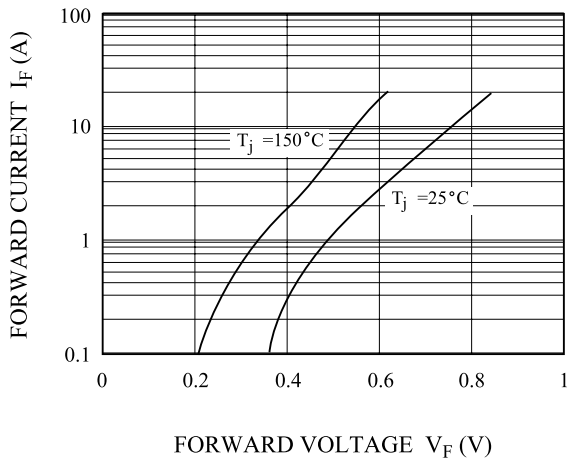
### ELECTRICAL CHARACTERISTICS (Ta=25 )

CHARACTERISTIC	SYMBOL	TEST CONDITION	MIN.	TYP.	MAX.	UNIT
Peak Forward Voltage (Note)	$V_{FM}$	$I_{FM}=10A$	-	-	0.85	V
Repetitive Peak Reverse Current (Note)	$I_{RRM}$	$V_{RRM}=\text{Rated}$	-	2	50	μA
Thermal Resistance (Note)	$R_{th(j-c)}$	Juction to Case	-	-	3.5	/W

Note : A value of one cell

# MBRF20U100CTA

$I_F - V_F$



$I_R - V_R$

