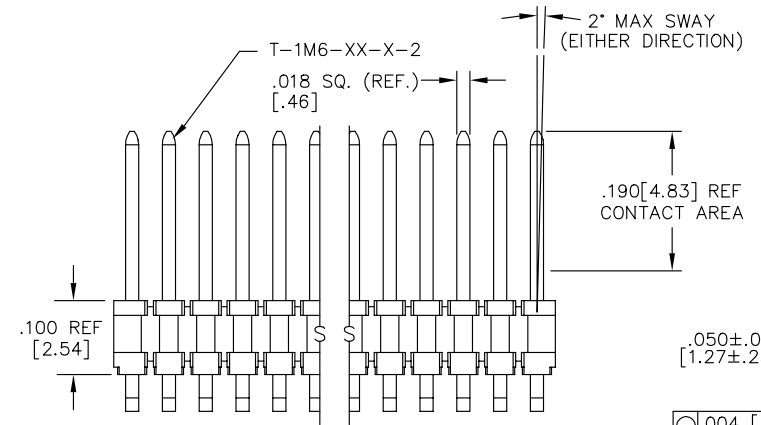
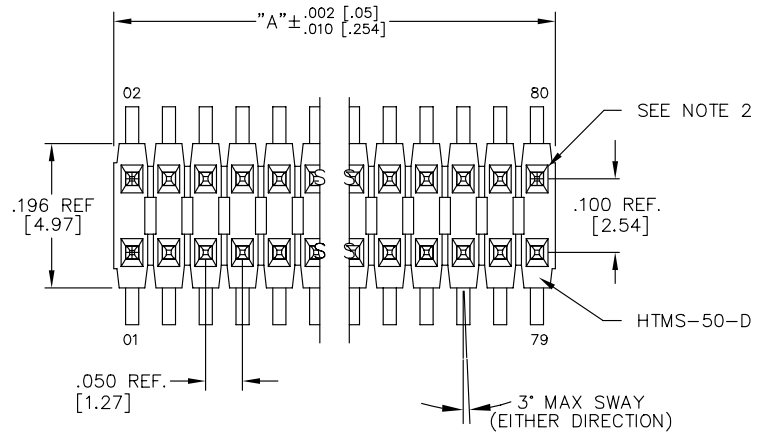


UNLESS OTHERWISE NOTED  
 DIMENSIONS ARE IN INCHES TOLERANCES ARE:  
 ONE PLACE DECIMALS ± .1 [2.5] THREE PLACE DECIMALS ± .005 [.13]  
 TWO PLACE DECIMALS ± .01 [.25] FOUR PLACE DECIMALS ± .0020 [.051]  
 ANGLES ± 2°

TITLE:  
 HI-TEMP TERMINAL  
 MICRO-STRIP (DOUBLE ROW)

DWG NO:  
 FTR-1XX-XX-XX-D-X-XX  
 SHEET 1 OF 2



FTR-1XX-XX-XX-D-X-XX

BODY LENGTH SPEC  
 EXPRESSED IN # POS PER ROW  
 (-02 THRU -40)  
 "A" = 'XX' x .050 [1.27]

LEAD STYLE SPEC  
 SEE TABLE 1

PLATING SPECIFICATION  
 -G: GOLD (USE T-1M6-XX-G-2)  
 -T: TIN (USE T-1M6-XX-T-2)  
 (LEAD STYLES -01, -02, -03, -51, -52 ONLY)  
 -S: SELECTIVE (USE T-1M6-XX-S-2)  
 -F: FLASH SELECTIVE GOLD (USE T-1M6-XX-F-2)  
 (LEAD STYLE -01 ONLY)  
 -SM: HEAVY GOLD SELECTIVE, MATTE TIN TAIL  
 (USE T-1M6-XX-SM-2)  
 -TM: MATTE TIN (USE T-1M6-XX-TM-2)  
 -FM: FLASH GOLD SELECTIVE, MATTE TIN TAIL  
 (USE T-1M6-XX-FM-2)  
 -H: HEAVY GOLD  
 (USE T-1M6-XX-H-2)

OPTION  
 -XX: POLARIZING SPECIFICATION  
 XX INDICATES POS. TO BE OMITTED  
 -A: ALIGNMENT PIN; STAKED (6 POS MIN) OR  
 MOLDED (5 POS MIN)  
 (SEE FIG 2 & 4, SHT 2)  
 SAMTEC DISCRETION ON WHICH  
 -A PIN USED  
 -LC: STAKED LOCKING CLIP (USE LC-05-TM)  
 [BODY SPEC -D ONLY]  
 (SEE FIG 4, SHT 2)  
 -TR: TAPE & REEL PACKAGING

OPTION  
 -P: PICK & PLACE PAD  
 (USE PPP-22)  
 (SEE FIG 3, SHT 2)  
 [5 POS MIN]

BODY SPECIFICATION  
 -D: DOUBLE (USE HTMS-50-D)

NOTES:

1. TERMINAL PUSHOUT FORCE: 2 lbs. MIN.
2. MAX PIN ROTATION IN BODY: 2°.
3. SHEAR TAIL TO DIMENSION GIVEN.
4. NOTE DELETED.
5. Ⓞ REPRESENTS A CRITICAL DIMENSION FOR STATISTICAL PROCESS CONTROL USE.
6. TUBE POSITIONS -05 THRU -40; LAYER PACKAGE POSITIONS -02 THRU -04.
7. -P OPTION: TUBE POSITIONS -07 THRU -40; ALL OTHERS, TAPE & REEL ONLY.
8. CUT FLASH: .010 [.25] MAX
9. .003 [.08] MAX BURR

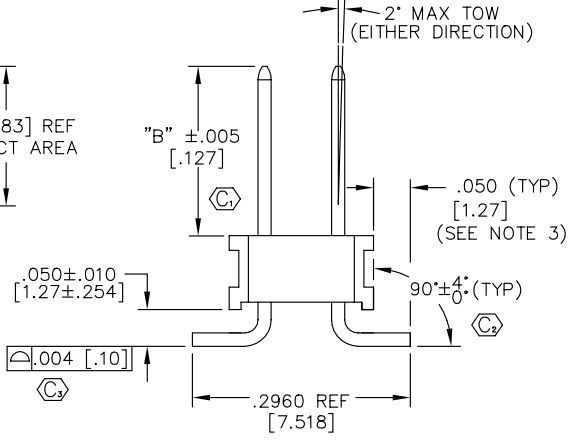


TABLE 1

LEAD STYLE	TERMINAL SPEC.	'B'
-01	T-1M6-13-XX-2	.230 [5.84]
-02	T-1M6-04-XX-2	.100 [2.54]
-03	T-1M6-04-XX-2	.125 [3.18]
-51	T-1M6-13-XX-2	.190 [4.83]
-52	T-1M6-13-XX-2	.205 [5.21]
-53	T-1M6-05-XX-2	.285 [7.24]
-54	T-1M6-15-XX-2	.335 [8.51]
-55	T-1M6-16-XX-2	.390 [9.91]
-56	T-1M6-16-XX-2	.405 [10.29]
-57	T-1M6-16-XX-2	.430 [10.92]

TABLE 2

LEAD STYLE	PACKAGING TUBE	PLUG
-01, -02, -03, -51, -52	PT-1-24-02-44 (SEE NOTE 6)	TP-03
-01-P, -02-P, -03-P, -51-P, -52-P	PT-1-24-02-44 (SEE NOTE 7)	TP-03
-53, -54	PT-1-24-01-29 (SEE NOTE 6)	TP-03
-55, -56, -57	PT-1-24-09-29 (SEE NOTE 6)	TP-03
-53-P	PT-1-24-03-44 (SEE NOTE 7)	TP-03
-54-P, -55-P, -56-P, -57-P	PT-1-24-05-44 (SEE NOTE 7)	TP-03

TABLE 3

LENGTH	"L"
-04	.505 [12.83]
-05	.705 [17.91]
-13	.625 [15.88]
-15	.755 [19.18]
-16	.825 [20.96]

\* REF FOR PIN LENGTH

MATERIAL:  
 BODY:  
 LIQUID CRYSTAL POLYMER  
 COLOR: BLACK

TERMINAL:  
 PHOS BRONZE

MAX FLASH ALLOWED:  
 .004 [.10]  
 MAX GATE VESTIGE ALLOWED: .002 [.05]



EXISPROD\ASSEMBLY\050  
 FTR-ASM  
 520 PARK EAST BLVD. NEW ALBANY, INDIANA 47150  
 PHONE (812) 944-6733 P.O. BOX 1147  
 CODE 55322

MADE BY: BRATCHER 2-9-95

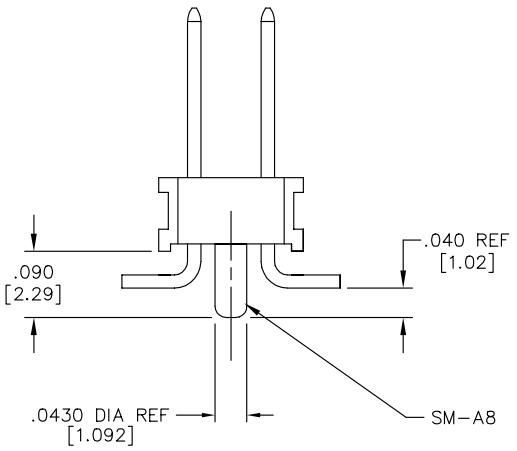
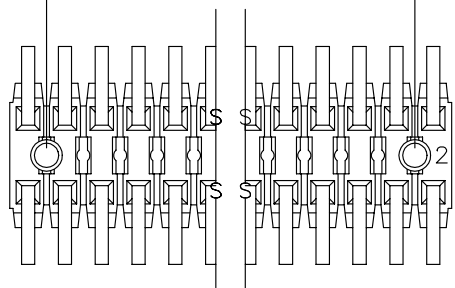
FTR-1XX-XX-XX-D-X-XX  
 SHEET 1 OF 2

REV. AJ

FIG 2

-A OPTION: STAKED  
(6 POSITIONS MINIMUM)  
[BODY SPEC -D ONLY]

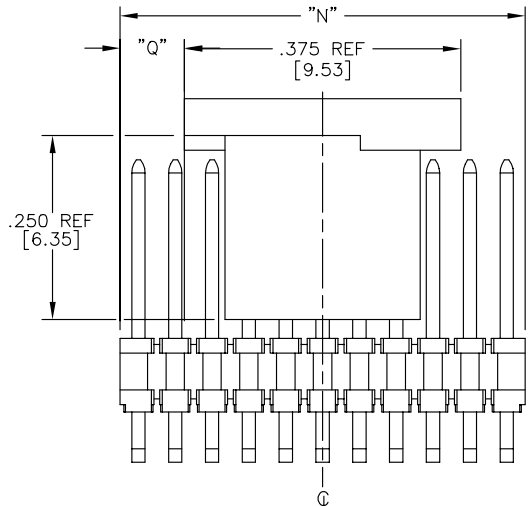
(No OF POS -2) x .0500 [1.270]



UNLESS OTHERWISE NOTED

DIMENSIONS ARE IN INCHES		TOLERANCES ARE:	
ONE PLACE DECIMALS ± .1 [2.5]	THREE PLACE DECIMALS ± .005 [.13]	ANGLES ± 2°	
TWO PLACE DECIMALS ± .01 [.25]	FOUR PLACE DECIMALS ± .0020 [.051]		

TITLE: HI-TEMP TERMINAL MICRO-STRIP (DOUBLE ROW)  
DWG NO: FTR-1XX-XX-XX-D-X-XX  
SHEET 2 OF 2



USE FOR 11 POS OR ABOVE:  
"N" = USE MEASURED DIM  
"Q" = {( "N" - .375 ) / 2 } ± .020

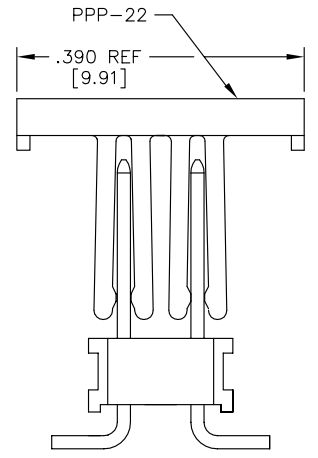


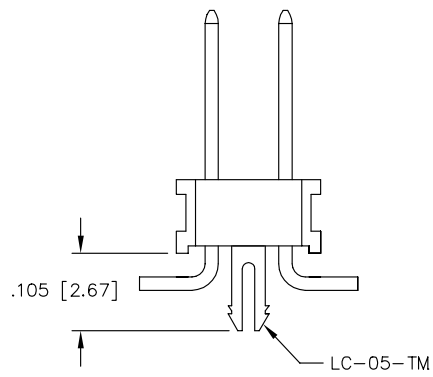
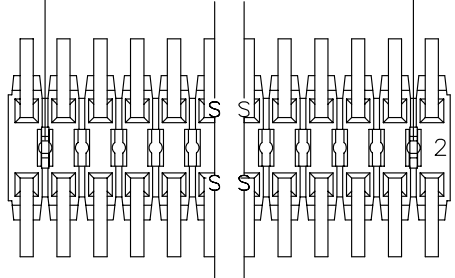
FIG 3

-P: PICK & PLACE  
AVAIL. ON 5 - 40 POS  
(SEE NOTE 7)

FIG 3

-LC OPTION: STAKED LOCKING CLIP  
(6 POSITIONS MINIMUM)  
[BODY SPEC -D ONLY]

(No OF POS -2) x .0500 [1.270]



(No OF POS -2) x .0500 [1.270]  
REF

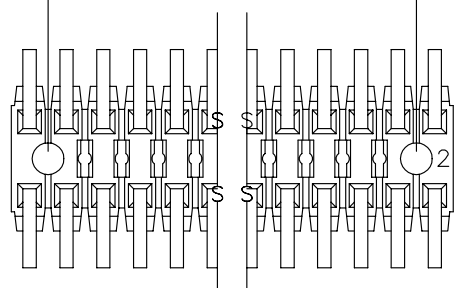
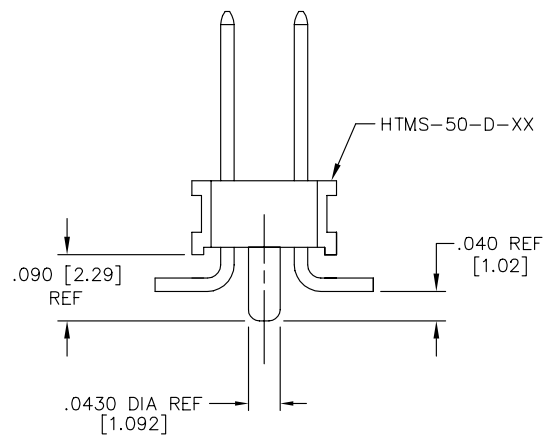


FIG 4

-A OPTION: (MOLDED)  
(5 POSITIONS MINIMUM)  
[BODY SPEC -D ONLY]



**PROPRIETARY NOTE**  
THIS DOCUMENT CONTAINS INFORMATION CONFIDENTIAL AND PROPRIETARY TO SAMTEC INC. AND SHALL NOT BE REPRODUCED OR TRANSFERRED TO OTHER DOCUMENTS OR DISCLOSED TO OTHERS OR USED FOR ANY PURPOSE OTHER THAN THAT FOR WHICH IT WAS OBTAINED WITHOUT THE EXPRESSED WRITTEN CONSENT OF SAMTEC INC.

DO NOT SCALE  
FROM THIS PRINT.

MISC/MKTG  
FTR-MKT2

**samtec**

520 PARK EAST BLVD. NEW ALBANY, INDIANA 47150  
PHONE (812) 944-6733 P.O. BOX 1147  
CODE 55322

MADE BY: BRATCHER 2-9-95

FTR-1XX-XX-XX-D-X-XX  
SHEET 2 OF 2