

5.0 V, HCMOS/ TTL, J LEADED, PLASTIC MOLDED PROGRAMMABLE CLOCK OSCILLATOR

ASMP SERIES



RoHS Compliant



14.0 x 8.95 x 4.7 mm

FEATURES:

- Industry standard J-Leaded terminals
- Suitable for RoHS reflow
- Tri-state function
- 5.0 Vdc operation

APPLICATIONS:

- Provide clock signals for microprocessors and digital circuits.
- Communication equipment, AV and OA equipment

STANDARD SPECIFICATIONS:

PARAMETERS	
ABRACON P/N	ASMP Series
Frequency range:	1.000MHz ~ 125.000MHz
Operating temperature:	-20° C to +70° C (see options)
Storage temperature:	- 55° C to + 125° C
Overall frequency stability:	± 100 ppm max. (see options)
Supply voltage (Vdd):	5.0Vdc ± 10%
Input current:	45 mA max.
Symmetry at 1/2VDD:	45/55 % max.
Rise and fall time (Tr/Tf):	4 ns max. @ 20% to 80% of waveform
Output load:	15pF max.
Output voltage:	VOH = 0.7*Vdd min. VOL = 0.2*Vdd max.
Start-up time:	10 ms max.
Tri-state function:	"1" (VIH >= 0.7* Vdd) or open: Oscillation "0" (VIL < 0.2* Vdd) : Hi Z
Disabled current (Stand-by):	20µA max.
Jitter (Peak to Peak):	± 250ps max. for F ≤ 33MHz, ±100ps typ. ± 125ps max. for F > 33MHz, ±75ps typ.
Jitter (RMS):	± 50ps max. for F ≤ 33MHz, ± 30ps typ. ± 30ps max. for F > 33MHz, ± 20ps typ.
Aging:	±5ppm/year maximum

OPTIONS AND PART IDENTIFICATION

(Left blank if standard) ASMP - MHz - - -

Frequency in MHz
e.g. 24.576MHz
14.31818MHz
26.000MHz

Operating Temp.
F: -30°C ~ +70°C
N: -30°C ~ +85°C
L: -40°C ~ +85°C

Freq. Stability over operating temp.
Blank: ± 100 ppm
R: ± 25 ppm *
C: ± 50 ppm

Packaging
Blank: Bulk
T: Tape & Reel

*: Contact Abracon for availability

ABRACON IS
ISO9001:2008
CERTIFIED




ABRACON
CORPORATION

Visit www.abracon.com for Terms & Conditions of Sale **Revised: 06.24.10**
30332 Esperanza, Rancho Santa Margarita, California 92688
tel 949-546-8000 | fax 949-546-8001 | www.abracon.com

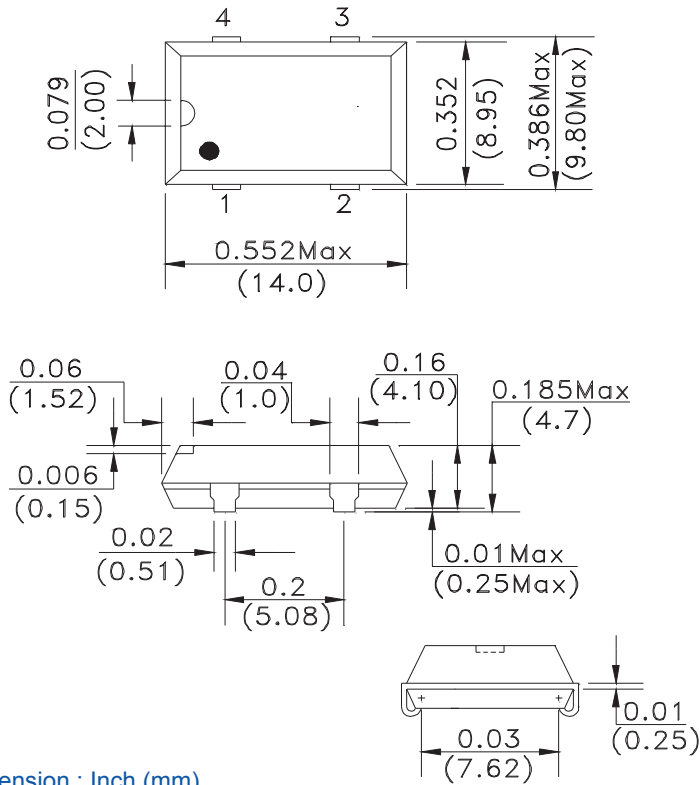
5.0 V, HCMOS/ TTL, J LEADED, PLASTIC MOLDED PROGRAMMABLE CLOCK OSCILLATOR

ASMP SERIES

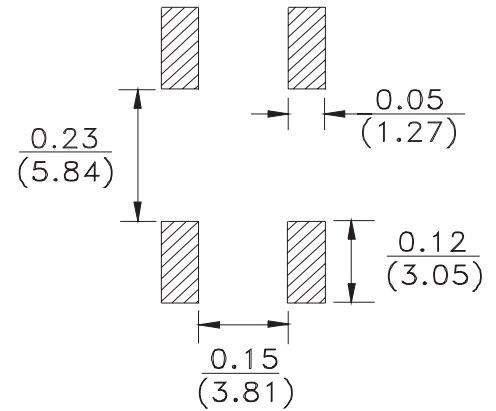


14.0 x 8.95 x 4.7 mm

OUTLINE DRAWING:



Recommended land pallern

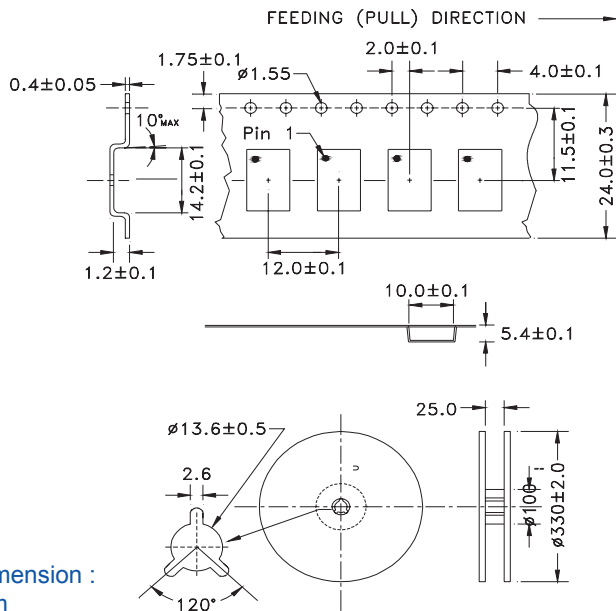


PIN	FUNCTION
1	Tristate
2	GND/Case
3	Output
4	Vdd

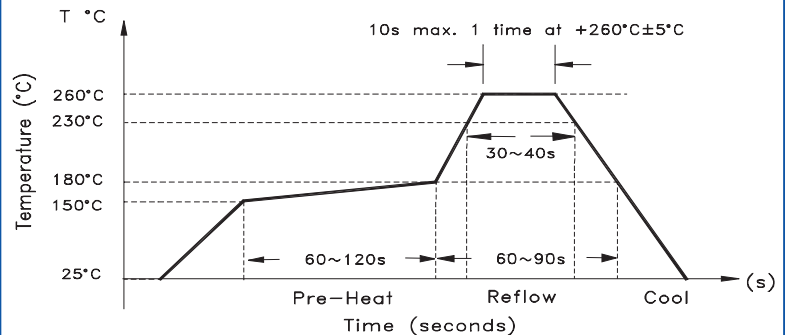
Note: Recommend using an approximately 0.01uF bypass capacitor between pin 2 and 4.

TAPE AND REEL: T= tape and reel (1,000pcs/reel)

Packaging for over 1,000pcs order programmed by the factory



REFLOW PROFILE:



NOTE: Abracon manufactured products are intended for general commercial and industrial use. For applications requiring high reliability and/or presenting extreme operating environment, written consent & authorization from Abracon is required.

ABRACON IS
ISO9001:2008
CERTIFIED



Visit www.abracon.com for Terms & Conditions of Sale **Revised: 06.24.10**
30332 Esperanza, Rancho Santa Margarita, California 92688
tel 949-546-8000 | fax 949-546-8001 | www.abracon.com