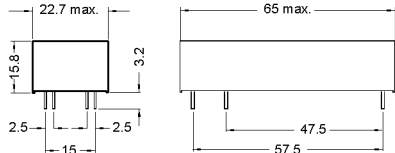


Preliminary Datasheet

DIMENSIONS (mm)



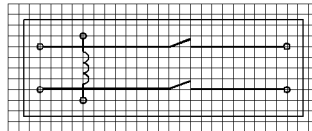
PINS

Pins: Ø0.8 mm
 L = 3.2±0.3 mm
 Material: Cu-alloy tinned

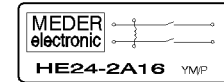


LAYOUT

pitch 2.5 mm/Top view



MARKING



MARKING

MEDER-Label
 Type/Layout
 Production code,
 EN60062/Factory code

Coil Data at 20 °C	Conditions	Min	Typ	Max	Unit
Coil resistance		1.080	1.200	1.320	Ohm
Coil voltage			24		VDC
Rated power			480		mW
Coil current			999		mA
Thermal resistance	max. Relay temperature = operating temperature + self heating		24		K/W
Inductance			999		mH
Pull-In voltage				18	VDC
Drop-Out voltage		3,5			VDC

Contact data 16	Conditions	Min	Typ	Max	Unit
Contact rating	Any DC combination of V & A not to exceed their individual max.'s			250	W
Switching voltage	DC or Peak AC			250	VDC/VAC
Switching current	DC or Peak AC			1,5	A
Carry current	DC or Peak AC				A
Contact resistance static	Measured with 40% overdrive Start value			80	mOhm
Insulation resistance	RH <45 %, 100 V test Voltage				TOhm
Breakdown voltage	according to IEC 255-5	0,8			kV DC
Operate time incl. bounce	measured with 40% overdrive			4	ms
Release time	measured with no coil excitation			0,2	ms
Capacity	@ 10 kHz across open switch		0,8		pF

Special Product Data	Conditions	Min	Typ	Max	Unit
Number of contacts			2		
Contact - form			A - NO		
Dielectric Strength Coil/Contact	according to IEC 255-5	6			kV DC
Insulation resistance Coil/Contact	RH <45%, 200 VDC test voltage	1			TOhm
Capacity Coil/Contact	@ 10 kHz		999		pF
Case colour					
Housing material			Polycarbonat		
Sealing compound			Polyurethan		
Connection pins			Copper alloy tin plated		
Magnetic Shield					
Reach / RoHS conformity			yes		



Products for tomorrow...

Europe: +49 / 7731 8399 0 | Email: info@meder.com
USA: +1 / 508 295 0771 | Email: salesusa@meder.com
Asia: +852 / 2955 1682 | Email: salesasia@meder.com

Item No.:
8524216000
Item:
HE24-2A16

Preliminary Datasheet

Environmental data	Conditions	Min	Typ	Max	Unit
Shock	1/2 sine wave duration 11ms			50	g
Vibration	from 10 - 2000 Hz			20	g
Operating temperature		-20		70	°C
Storage temperature		-35		105	°C
Soldering temperature	wave soldering max. 5 sec.			260	°C
Washability				fully sealed	

General data	Conditions	Min	Typ	Max	Unit
Total weight			999		g
Packaging			VPE		

Modifications in the sense of technical progress are reserved

Designed at: 29.06.09 Designed by: WKOVACS
Last Change at: 02.12.10 Last Change by: KSTOPPEL

Approval at: 29.06.09 Approval by: KOLBRICH
Approval at: Approval by:

Version: 03