




1. PRODUCT ZENER DIODE
2. TYPE UDZS B Series
3. APPLICATION Voltage Regulation
4. FEATURE
 - Small mold type (UMD2)
 - High reliability
 - By chip-mounter, automatic mounting is possible.
5. ABSOLUTE MAXIMUM RATING (Ta=25°C)

Power dissipation	P	200	mW
Junction temperature	Tj	150	°C
Storage temperature	Tstg	-55~150	°C
Operation temperature	Topr	-55~150	°C

6. ELECTRICAL CHARACTERISTIC (Ta=25°C)

Type No.	Zener voltage			Dynamic impedance		Dynamik Knee impedance		Reverse current	
	Vz(V)			Zz(Ω)		Zzk(Ω)		IR(μA)	
	MIN.	MAX.	Iz(mA)	MAX.	Iz(mA)	MAX.	Iz(mA)	MAX.	VR(V)
UDZS 2.0B	2.020	2.200	5	100	5	1000	0.5	120	0.5
UDZS 2.4B	2.430	2.630	5	100	5	1000	0.5	120	1.0
UDZS 2.7B	2.690	2.910	5	110	5	1000	0.5	100	1.0
UDZS 3.0B	3.010	3.220	5	120	5	1000	0.5	50	1.0
UDZS 3.3B	3.320	3.530	5	120	5	1000	0.5	20	1.0
UDZS 3.6B	3.600	3.845	5	100	5	1000	1.0	10	1.0
UDZS 3.9B	3.890	4.160	5	100	5	1000	1.0	5	1.0
UDZS 4.3B	4.170	4.430	5	100	5	1000	1.0	5	1.0
UDZS 4.7B	4.550	4.750	5	100	5	800	0.5	2	1.0
UDZS 5.1B	4.980	5.200	5	80	5	500	0.5	2	1.5
UDZS 5.6B	5.490	5.730	5	60	5	200	0.5	1	2.5
UDZS 6.2B	6.060	6.330	5	60	5	100	0.5	1	3.0
UDZS 6.8B	6.650	6.930	5	40	5	60	0.5	0.5	3.5
UDZS 7.5B	7.280	7.600	5	30	5	60	0.5	0.5	4.0
UDZS 8.2B	8.020	8.360	5	30	5	60	0.5	0.5	5.0
UDZS 9.1B	8.850	9.230	5	30	5	60	0.5	0.5	6.0
UDZS 10B	9.770	10.210	5	30	5	60	0.5	0.1	7.0
UDZS 11B	10.760	11.220	5	30	5	60	0.5	0.1	8.0
UDZS 12B	11.740	12.240	5	30	5	80	0.5	0.1	9.0
UDZS 13B	12.910	13.490	5	37	5	80	0.5	0.1	10.0
UDZS 15B	14.340	14.980	5	42	5	80	0.5	0.1	11.0
UDZS 16B	15.850	16.510	5	50	5	80	0.5	0.1	12.0
UDZS 18B	17.560	18.350	5	65	5	80	0.5	0.1	13.0
UDZS 20B	19.520	20.390	5	85	5	100	0.5	0.1	15.0
UDZS 22B	21.540	22.470	5	100	5	100	0.5	0.1	17.0

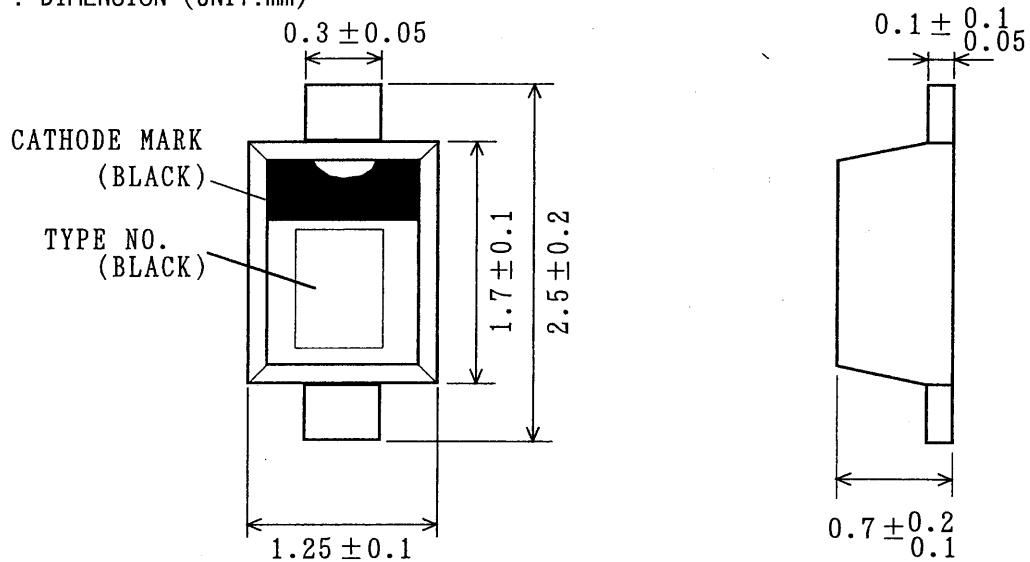
DESIGN	CHECK	APPROVAL	DATE:SEP.21.2004	SPECIFICATION No. : UDZSB*ENG
			REV.B	ROHM CO., LTD.

Type No.	Zener voltage			Dynamic impedance		Dynamik Knee impedance		Reverse current	
	Vz(V)			Zz(Ω)		Zzk(Ω)		IR(μA)	
	MIN.	MAX.	Iz(mA)	MAX.	Iz(mA)	MAX.	Iz(mA)	MAX.	VR(V)
UDZS 24B	23.720	24.780	5	120	5	120	0.5	0.1	19.0
UDZS 27B	26.190	27.530	5	150	5	150	0.5	0.1	21.0
UDZS 30B	29.190	30.690	5	200	5	200	0.5	0.1	23.0
UDZS 33B	32.150	33.790	5	250	5	250	0.5	0.1	25.0
UDZS 36B	35.070	36.870	5	300	5	300	0.5	0.1	27.0

(1) Zener voltage(Vz) shall be measured at 40ms after loading current.

(2) Dynamic resistance(Zz,Zzk) shall be measured by applying very small AC current and specific current(Iz) simultaneously.

7. DIMENSION (UNIT:mm)

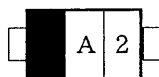


* TYPE NO. shows typical value of zener voltage and symbol of voltage classification.

8. MARKING (TYPE No.)

VOLTAGE	TYPE No.	VOLTAGE	TYPE No.	VOLTAGE	TYPE No.
UDZS 2.0B	0 2	UDZS 5.6B	C 2	UDZS 15B	4 5
UDZS 2.4B	2 2	UDZS 6.2B	E 2	UDZS 16B	5 5
UDZS 2.7B	3 2	UDZS 6.8B	F 2	UDZS 18B	6 5
UDZS 3.0B	4 2	UDZS 7.5B	H 2	UDZS 20B	7 5
UDZS 3.3B	5 2	UDZS 8.2B	J 2	UDZS 22B	8 5
UDZS 3.6B	6 2	UDZS 9.1B	L 2	UDZS 24B	9 5
UDZS 3.9B	7 2	UDZS 10B	O 5	UDZS 27B	A 5
UDZS 4.3B	8 2	UDZS 11B	1 5	UDZS 30B	C 5
UDZS 4.7B	9 2	UDZS 12B	2 5	UDZS 33B	E 5
UDZS 5.1B	A 2	UDZS 13B	3 5	UDZS 36B	F 5

(EX) UDZS 5.1 B First Marking Second Marking



↓
A

↓
2