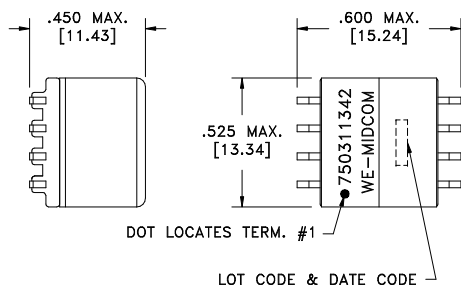
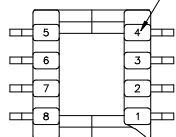


CUSTOMER TERMINAL	RoHS	LEAD(Pb)-FREE
Sn96%, Ag4%	Yes	Yes

more than you expect

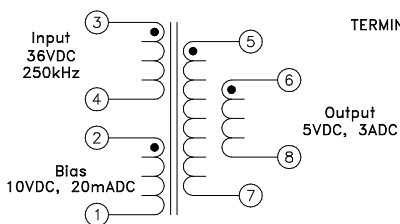


TERM. NO.'s FOR REF. ONLY



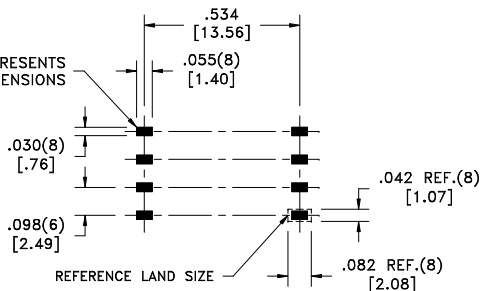
DOT LOCATES TERM. #1

LOT CODE & DATE CODE



Customer to tie terminals 5+6 and 7+8 internally on PC board

AREA REPRESENTS TERMINAL PAD DIMENSIONS



CUSTOMER TO DETERMINE LAND LAYOUT

ELECTRICAL SPECIFICATIONS @ 25°C unless otherwise noted:

PARAMETER	TEST CONDITIONS	VALUE
D.C. RESISTANCE	3-4 @20°C	0.085 ohms ±20%
D.C. RESISTANCE	2-1 @20°C	0.910 ohms ±20%
D.C. RESISTANCE	5-7 tie(5+6, 7+8), @20°C	0.022 ohms ±20%
INDUCTANCE	3-4 250kHz, 100mVAC, Ls	15.0uH ±10%
SATURATION CURRENT	20% rolloff from initial	5.8ADC
LEAKAGE INDUCTANCE	3-4 tie(5+6+7+8), 250kHz, 100mVAC, Ls	650nH max.
DIELECTRIC	3-5 tie(2+4, 5+6), 1500VAC, 1 second	-
DIELECTRIC	3-2 625VDC, 1 second	-
URNS RATIO	(3-4):(5-7)	2:1, ±1%
URNS RATIO	(3-4):(6-8)	2:1, ±1%
URNS RATIO	(3-4):(2-1)	1:1, ±1%

GENERAL SPECIFICATIONS:

OPERATING TEMPERATURE RANGE: -40°C to +125°C including temp rise.

DETAILS SUBJECT TO CHANGE

REV.	DATE	Packaging Specifications Method: Tape & Reel PKG-0328 www.midcom-inc.com		Tolerances unless otherwise specified: Angles: ±1° Decimals: ±.005 [.13] Fractions: ±1/64 Footprint: ±.005 [.13]	DRAWING TITLE TRANSFORMER	PART NO. 750311342
6A	12/09	SEE REVISION SHEET FOR REVISION LEVEL	CONVENTION PLACEMENT	This drawing is dual dimensioned. Dimensions in brackets are in millimeters.	eiSos p/n: 750311342	SPECIFICATION SHEET 1 OF 1