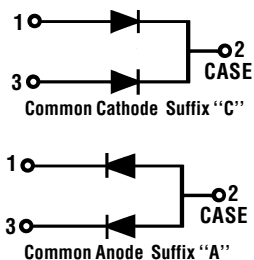
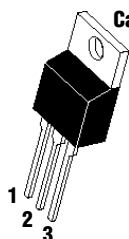


FBR3030~60 SERIES

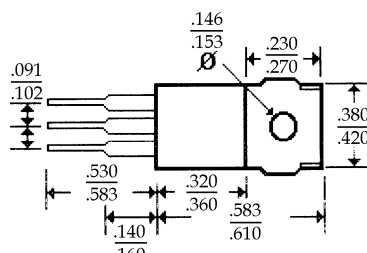
30 Amp SCHOTTKY BARRIER RECTIFIERS

Description



Mechanical Dimensions

JEDEC
T0-220AB



(Dimensions in inches)

Features

- HIGH CURRENT CAPABILITY WITH LOW V_f
- HIGH SURGE VOLTAGE AND TRANSIENT PROTECTION
- HIGH EFFICIENCY w/LOW POWER LOSS
- MEETS UL SPECIFICATION 94V-0

Maximum Ratings And Electrical Characteristics (Ta=25 °C)

Parameters	Symbol	FBR30						Unit
		30	35	40	45	50	60	
Average forward current, I_o at $T_c = 104$ 60Hz, Resistive or Inductive Load	IF	30 A						
Peak Repetitive Reverse Voltage	VRRM	30	35	40	45	50	60	V
Working Peak Reverse Voltage	V RWM	21	24	28	32	35	42	V
DC Blocking Voltage	VDC	30	35	45	45	50	60	V
Forward Voltage @IF= 5A	VF	0.55			0.65			V
Non-Peak Forward Surge Current, @Rated Load Conditions 8.3mS 1/2 Sine-Wave	IFMS	250A						
Repetitive Peak Reverse Surge Current	IRSM	0.5A						
Max. Reverse Current IR At Rated DC Reverse Voltage. $T_c = 25/125$	IR	1.0 mA 60mA						
Typical thermal Resistance,	R JC	2 /W						
Operating and Storage Temperature Range	To/Ts	-65 to +150 /-65 to +150						

S30C50 , S30C60

FBR3030~60 SERIES

FIG-1 FORWARD CURRENT DERATING CURVE

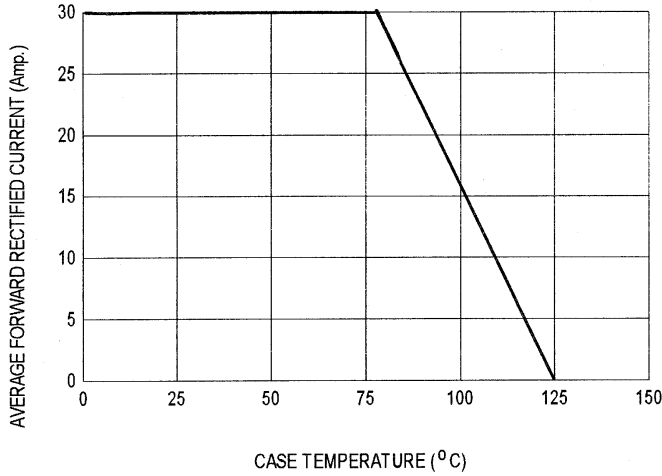


FIG-2 TYPICAL FORWARD CHARACTERISTICS

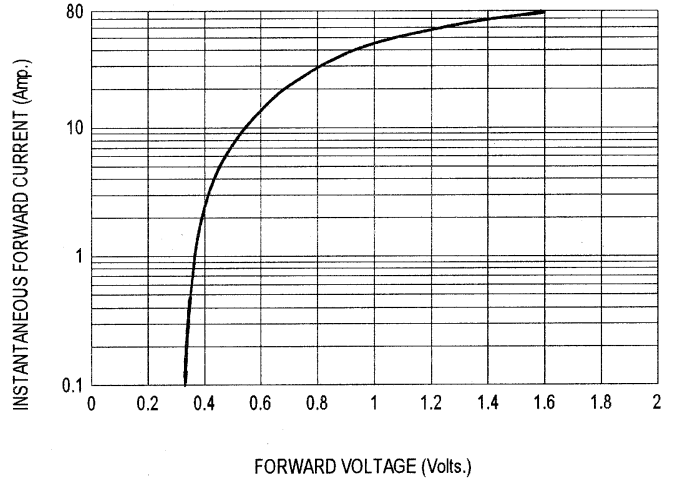


FIG-3 TYPICAL REVERSE CHARACTERISTICS

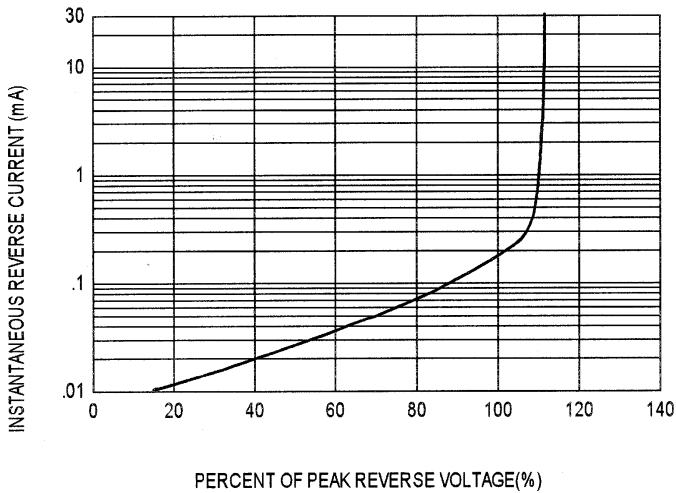


FIG-4 TYPICAL JUNCTION CAPACITANCE

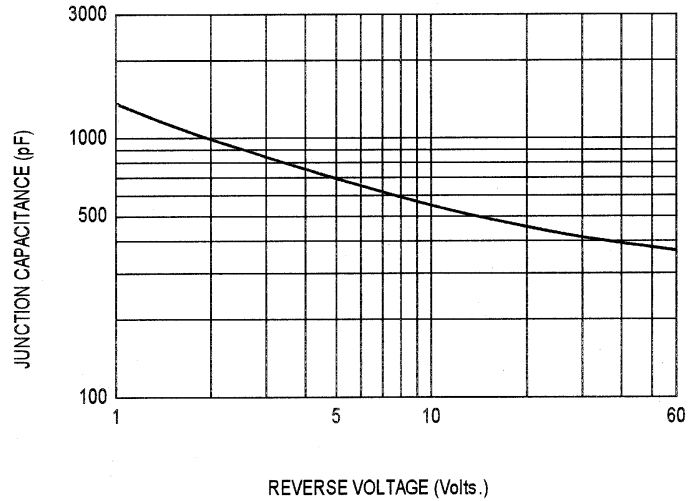


FIG-5 PEAK FORWARD SURGE CURRENT

