


## Wrap-Type Printed Circuit Connectors

### Product Facts

- Post engineered for wiring by semiautomatic and hand wrap-type tooling
- Contacts incorporate posts for complete compatibility with .025 [0.64] square wrap-type technology
- Housings furnished in a variety of sizes and configurations—dual contact positions other than those listed can also be supplied
- Housings accommodate pc boards from .054 to .071 [1.37 to 1.80] thick
- Polarizing keys are available
- One-piece contacts are bifurcated for redundancy and are removable using a simple extraction tool
- Recognized under the Component Program of Underwriters Laboratories Inc., File No. E28476



## Card Edge Connectors

**.100 x .200 [2.54 x 5.08]  
Centerline Spacing  
(Post Size—.025 [0.64]  
square equivalent)\***

**Polarizing Key  
Intercontact Type  
Part No. 67342**

**Replacement Contact  
Part No. 67826-6**

\*AMP equivalent post .022 x .027 [0.56 x 0.69] has the same cross section as the .025 [0.64] square post and is approved by Gardner-Denver for hand and semiautomatic wrap-type applications using the .025 [0.64] termination technique.

**.125 x .200 [3.18 x 5.08]  
Centerline Spacing  
(Post Size—.025 [0.64]  
square equivalent)\***

**Polarizing Key  
Contact Replacement Type  
Part No. 67372**

\*AMP equivalent post .022 x .027 [0.56 x 0.69] has the same cross section as the .025 [0.64] square post and is approved by Gardner-Denver for hand and semiautomatic wrap-type applications using the .025 [0.64] termination technique.

Note: 30 Pos. Housing Dim. (Typ.)—3.84 [97.54] L x .380 [9.65] W x .720 [18.29] H

No. of Dual Positions	Housing Marking Style†	Part Numbers		
		Phenolic Housing		
		Diallyl Phthalate Housing .000030 [0.00076] Selective Gold Plating	.000030 [0.00076] Gold Plating	.000015 [0.00038] Gold Plating
25	46	—	3-67962-3	—
30	46	1-67962-1	—	1-67962-2
35	46	—	—	1-67962-8
40	46	—	3-67962-9	2-67962-0
60	46	—	—	2-67962-6

†Marking Styles—see page 3069.

Note: 22 Pos. Housing Dim. (Typ.)—3.38 [85.85] L x .380 [9.65] W x .720 [18.29] H

No. of Dual Positions	Housing Marking Style†	Part Numbers	
		Phenolic Housing	
		.000030 [0.00076] Gold Plating	.000015 [0.00038] Gold Plating
12	46	—	67963-2
22	46	—	67963-8
28	46	3-67963-4	—

†Marking Styles—see page 3069.

## Card Edge Connectors (Continued)

**.125 x .250 [3.18 x 6.35]  
Centerline Spacing  
(Post Size—.025 [0.64]  
square equivalent)\***

**Polarizing Key  
Contact Replacement Type  
Part No. 645067-1  
Replacement Contact  
Part No. 2-67875-0**

\*AMP equivalent post .022 x .027 [0.56 x 0.69] has the same cross section as the .025 [0.64] square post and is approved by Gardner-Denver for hand and semiautomatic wrap-type applications using the .025 [0.64] termination technique.

**.156 x .188 [3.96 x 4.78]  
Centerline Spacing  
(Post Size—.025 [0.64]  
square equivalent)\***

**Polarizing Key  
Intercontact Type  
Part No. 67611-6  
Contact Replacement Type  
Part No. 67372  
Replacement Contact  
Part No. 67826-6**

\*AMP equivalent post .022 x .027 [0.56 x 0.69] has the same cross section as the .025 [0.64] square post and is approved by Gardner-Denver for hand and semiautomatic wrap-type applications using the .025 [0.64] termination technique.

**.156 x .188 [3.96 x 4.78]  
Centerline Spacing  
(Post Size—.025 [0.64]  
square equivalent)\***

**Polarizing Key  
Intercontact Type  
Part No. 67611-6  
Contact Replacement Type  
Part No. 67372  
Replacement Contact  
Part No. 67808-7**

\*AMP equivalent post .022 x .027 [0.56 x 0.69] has the same cross section as the .025 [0.64] square post and is approved by Gardner-Denver for hand and semi automatic wrap-type applications using the .025 [0.64] termination technique.

SOURCE: Catalog 82006

Note: 35 Pos. Housing Dim. (Typ.)—5.18 [131.57] L x .370 [9.40] W x .610 [15.49] H

No. of Dual Positions	Housing Marking Style†	Part Numbers	
		Diallyl Phthalate Housing	Phenolic Housing
		.000030 [0.00076] Selective Gold Plating	.000015 [0.00038] Gold Plating
35	41	1-67964-3	—
40	41	—	67878-7
50	41	—	1-67878-0

†Marking Styles—see page 3069.

Note: 22 Pos. Housing Dim. (Typ.)—4.28 [108.71] L x .350 [8.89] W x .720 [18.29] H

No. of Dual Positions	Housing Marking Style†	Part Numbers		
		Diallyl Phthalate Housing	Phenolic Housing	
		.000030 [0.00076] Selective Gold Plating	.000030 [0.00076] Gold Plating	.000015 [0.00038] Gold Plating
15	45	—	—	67797-8
18	1	—	67797-2	—
22	45	1-67797-0	3-67797-3	1-67797-1
22	12	67798-1	67798-2	—
28	45	—	—	1-67797-5
30*	4	—	67799-1	—

†Marking Styles—see page 3069.

\*14 and 16 Position dual card slot

Note: 25 Pos. Housing Dim. (Typ.)—4.75 [120.65] L x .380 [9.65] W x .720 [18.29] H

No. of Dual Positions	Housing Marking Style†	Part Numbers	
		Polyester Housings	
		.000030 [0.00076] Gold Plating	.000015 [0.00038] Gold Plating
25	41	2-67985-6	67985-6
36	41	3-67985-0	1-67985-0
43	41	—	1-67985-1

†Marking Styles—see page 3069.

## Card Edge Connectors

(Continued)

.156 x .188 [3.96 x 4.78]

Centerline Spacing

(Post Size—.031 x .062

[0.79 x 1.57])\*

Polarizing Key

Intercontact Type

Part No. 67611-6

Contact Replacement Type

Part No. 67372

Replacement Contact

Part No. 7-67018-5

\*These posts are approved by Gardner-Denver for hand and semiautomatic wrap-type applications.

Note: 15 Pos. Housing Dim. (Typ.)—3.19 [81.03] L x .350 [8.89] W x .720 [18.29] H

No. of Dual Positions	Housing Marking Style†	Part Numbers		
		Diallyl Phthalate Housing	Phenolic Housing	
		.000030 [0.00076] Selective Gold Plating	.000030 [0.00076] Gold Plating	.000015 [0.00038] Gold Plating
10	45	67824-2	—	1-67824-2
15	45	—	3-67824-1	—
18	45	—	3-67824-2	1-67824-4
22	45	67824-5	3-67824-3	1-67824-5
28	45	67824-7	—	1-67824-7
30	45	—	3-67824-6	—

†Marking Styles—see page 3069.

.156 x .188 [3.96 x 4.78]

Centerline Spacing

(Post Size—.031 x .062

[0.79 x 1.57])\*

Polarizing Key

Intercontact Type

Part No. 67611-6

Contact Replacement Type

Part No. 67372

Replacement Contact

Part No. 7-67018-5

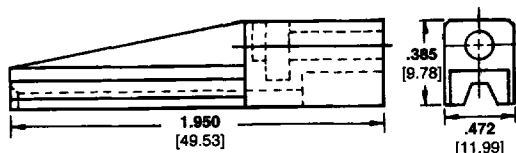
\*These posts are approved by Gardner-Denver for hand and semiautomatic wrap-type applications.

Note: 28 Pos. Housing Dim. (Typ.)—5.22 [132.59] L x .370 [9.40] W x .720 [18.29] H

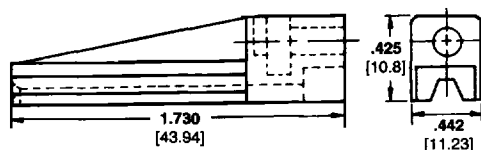
No. of Dual Positions	Housing Marking Style†	Part Numbers	
		Polyester Housings	
		.000030 [0.00076] Gold Plating	.000015 [0.00038] Gold Plating
6	41	2-67986-1	67986-1
28	41	—	67986-7

†Marking Styles—see page 3069.

## Card Guides



Part Number 67764-1 (Blue)  
Part Number 67764-2 (Black)



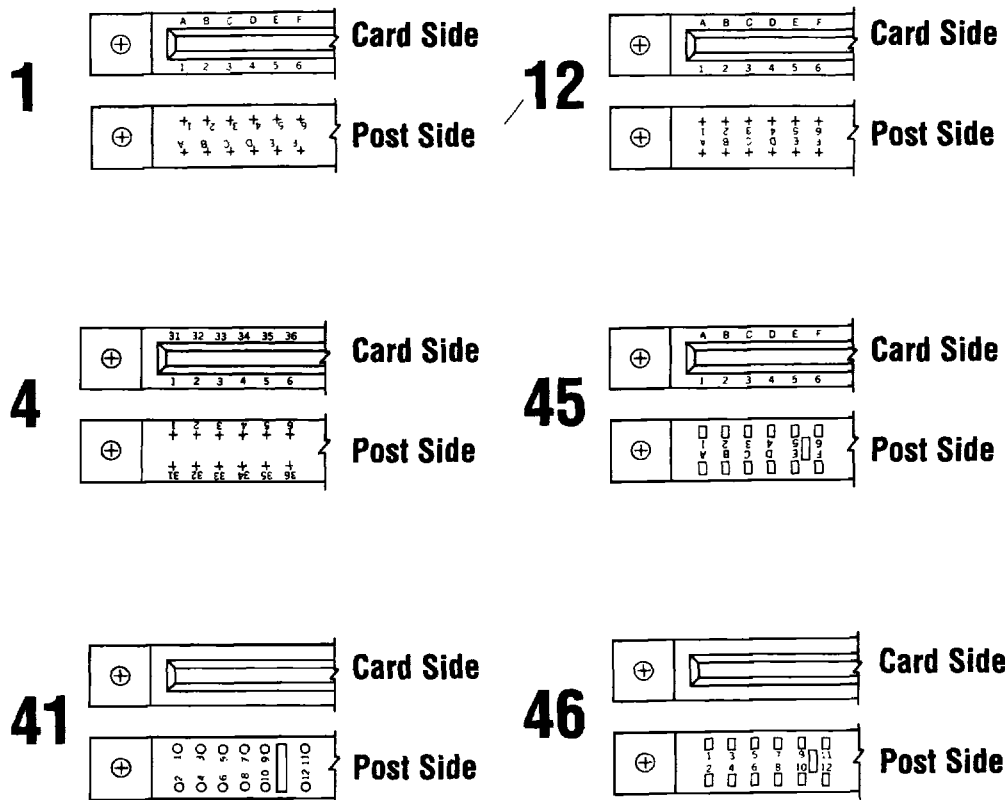
Part Number 67762-1 (Blue)  
Part Number 67762-2 (Black)

## Contact Replacement Tool

Post Size	Part Number
.022 x .027 0.56 x 0.69	265831-1
.031 x .062 0.79 x 1.57	265831-3

## Housing Marking Styles

Type of Characters—  
Stamped white ink



Printed Circuit Board Connectors  
Wrap-Type Printed Circuit Connectors