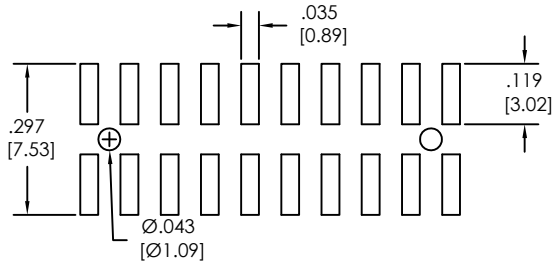
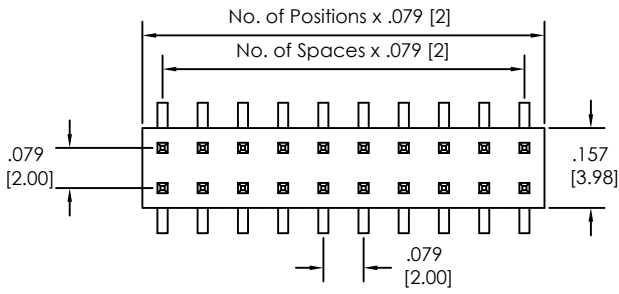
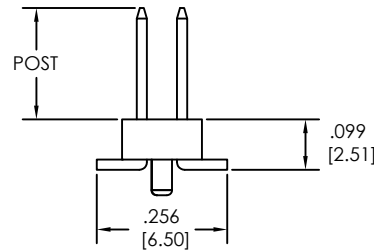
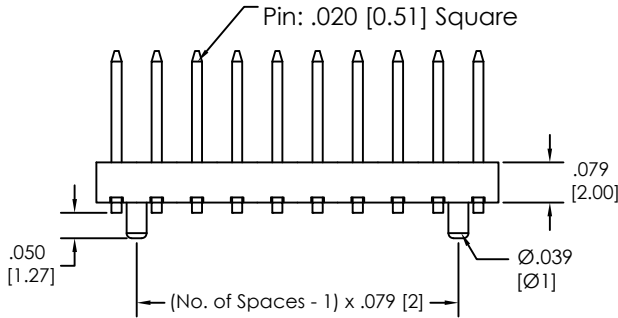


Major League Electronics .079 cl Thicker Terminal Strip Headers - Surface Mount - Vertical

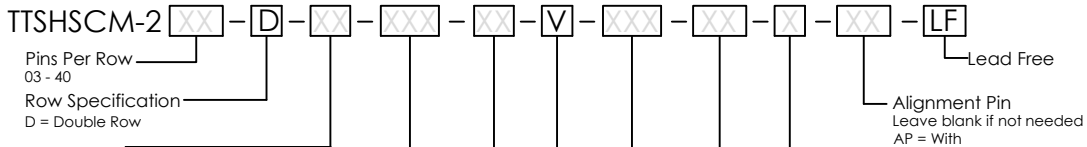


RECOMMENDED P.C. BOARD LAYOUT



Tails may be clipped to achieve desired pin length

Ordering Information



Pin Options		
Max. Post Height		
.065	1.65mm	02
.075	1.91mm	04
.126	3.20mm	06
.146	3.70mm	08

Desired Post Height
 Please specify
 e.g. .200 (5.08) = 200

Plating Options	
10µ Gold on Contact Area / Flash on Tail	G
Matte Tin All Over	T
10µ Gold on Contact Area / Matte Tin on Tail	GT
30µ Gold on Contact Area / Matte Tin on Tail	H
Gold Flash over Entire Pin	F

Packing Information
 TR-P = Tape and Reel with Plastic Pick and Place pad
 TB-P = Tube with Plastic Pick and Place pad
 TB-0 = Tube without Pick and Place Pad
 If left blank, packaging at MLE's discretion
 Pad may be metal, mylar or plastic

Polarized Position
 Leave blank if not needed
 If required, specify empty pin position, e.g. 012 for Pin 12

Vertical

Specifications

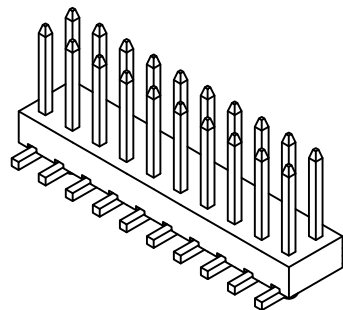
- Current Rating: 2.0 Ampere
- Insulation Resistance: 1000MΩ Min.
- Dielectric Withstanding: 500V AC
- Contact Resistance: 20 mΩ Max.
- Operating Temperature: -40°C to + 105°C
- Max. Process Temperature:
 - Peak: 260°C up to 10 secs.
 - Process: 230°C up to 60 secs.
 - Wave: 260°C up to 6 secs.
 - Reflow: 260°C up to 10 secs.
 - Manual Solder: 350°C up to 5 secs.

Materials

- Contact Material: Phosphor Bronze
- Insulator Material: Nylon 6T
- Plating: Au or Sn over 50µ" (1,27) Ni

Mates with:

- BCSS,
- BSSH,
- BSSHC,
- BSSQ,
- BSSQC,
- BSSQM,
- LSMBC,
- LSSHSM,
- SMBC,
- SSHQ,
- SSHQR,
- SSHR,
- SSHS,
- SSHSM,
- ULSMBC



Products cut to specific sizes are uncancellable/nonreturnable

Parts are subject to change without notice

TTSHSCM-2-DV SERIES

.079 cl Double Row - Surface Mount
 Thicker Terminal Strip Headers - Vertical

19 APR 11

Scale
 NTS

UNLESS OTHERWISE SPECIFIED
 DIMENSIONS IN INCHES (MM)
 TOLERANCES ARE:

ONE PLACE DECIMALS ±.100
 TWO PLACE DECIMALS ±.010
 THREE PLACE DECIMALS ±.005
 FOUR PLACE DECIMALS ±.0020
 ANGLES
 ±5°



4235 Earnings Way, New Albany, Indiana, 47150, USA
 1-800-782-3486 (USA/Canada/Mexico)
 Tel: 812-944-7244
 Fax: 812-944-7268
 E-mail: mle@mlelectronics.com
 Web: www.mlelectronics.com

Revision
 B

Sheet
 1/2

Revisions

Revision B - 20th April 2011

Drawing released online.
Reframed to current MLE drawing layout.

Products cut to specific sizes are uncancellable/nonreturnable

Parts are subject to change without notice

TTSHSCM-2-DV SERIES

.079 cl Double Row - Surface Mount
Thicker Terminal Strip Headers - Vertical

19 APR 11

Scale
NTS

UNLESS OTHERWISE SPECIFIED
DIMENSIONS IN INCHES (MM)
TOLERANCES ARE:

ONE PLACE DECIMALS ±.100
TWO PLACE DECIMALS ±.010
THREE PLACE DECIMALS ±.005
FOUR PLACE DECIMALS ±.0020

ANGLES
±5°



4235 Earnings Way, New Albany, Indiana, 47150, USA
1-800-782-3486 (USA/Canada/Mexico)
Tel: 812-944-7244
Fax: 812-944-7268
E-mail: mle@mlelectronics.com
Web: www.mlelectronics.com

Revision
B

Sheet
2/2