

C 146 E


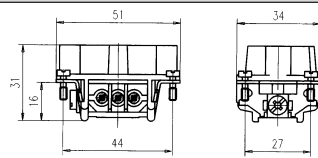
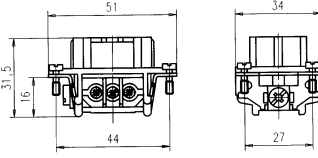

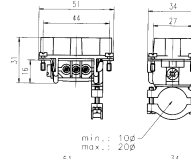
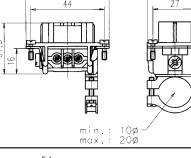

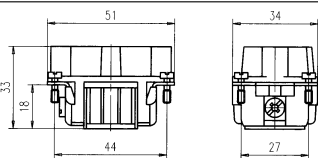
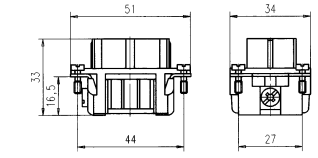

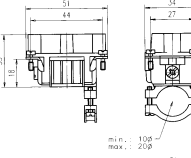
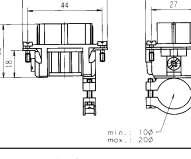

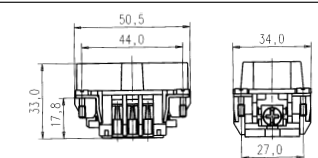
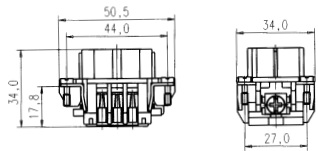
6 + 

Steckverbinder  
Connectors

400 V~

16 / 22 A

Gehäuse siehe Seite 146–149  
Housings see page 146–149

Bezeichnung - Abbildung Description - Figure	Maßzeichnung Drawing	Bestell Nr. / Part No.	
		Stifteinsatz / Male insert	Buchseinsatz / Female insert
Kontakteinsatz Schraubanschluß Contact insert screw termination  	Stifteinsatz Male insert   Buchseinsatz Female insert  	C146 10A006 002 1  C146 10A006 102 1 (mit Drahtschutz with wire protection)	C146 10B006 002 1  C146 10B006 102 1 (mit Drahtschutz with wire protection)
Kontakteinsatz Schraubanschluß mit Kabelabfang <sup>1)</sup> Contact insert screw termination with cable clamp <sup>1)</sup>  	Stifteinsatz Male insert   Buchseinsatz Female insert  	C146 10A006 003 1	C146 10B006 003 1
Kontakteinsatz für gestanzte Kontakte Contact insert for stamped contacts  	Stifteinsatz Male insert   Buchseinsatz Female insert  	C146 10A006 000 1	C146 10B006 000 1
Kontakteinsatz für gestanzte Kontakte mit Kabelabfang <sup>1)</sup> Contact insert for stamped contacts with cable clamp <sup>1)</sup>  	Stifteinsatz Male insert   Buchseinsatz Female insert  	C146 10A006 001 1	C146 10B006 001 1
Kontakteinsatz für gedrehte Kontakte Contact insert for turned contacts  	Stifteinsatz Male insert   Buchseinsatz Female insert  	C146 10A006 500 1	C146 10B006 500 1

<sup>1)</sup> nicht für Gehäuse „hohe Bauform“ geeignet / not for high profile housing