


ADSL FREQUENCY FILTER INDUCTORS



- Excellent THD performance in a small footprint
- Used exclusively for frequency filtering
- SMT compact footprint
- Matched to various manufacturers' ADSL chipsets

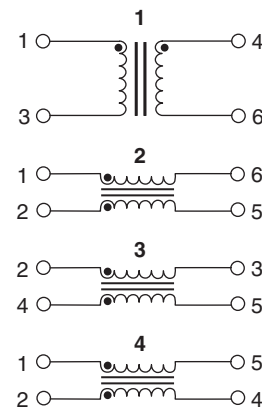
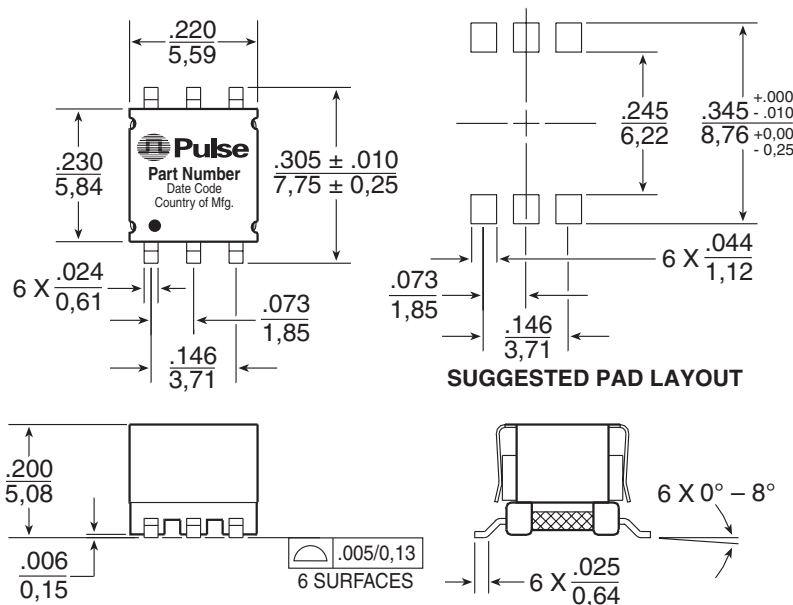
Electrical Specifications @ 25°C — Operating Temperature -40°C to 85°C

Part Number	Application	Turns Ratio (±2%)	Inductance (µH MAX ±7%)	DC Resistance (Ω MAX)	Isolation Voltage (Vrms)	Schematic
BX8153	CPE	(1-3)/(4:6) 1:1	(1-3) = (4-6) = 5.0	(1-3) = (4-6) = 0.7	500	1
B2125A	CO	(1-6)/(2-5) 1:1	(1-6) = (2-5) = 50	(1-6) = (2-5) = 2.0	500	2
B2198	CPE	(2-3)/(4-5) 1:1	(2-3) = (4-5) = 74	(2-3) = (4-5) = 5.0	500	3
B2184	CPE	(1-5)/(2-4) 1:1	(1-5) = (2-4) = 91	(1-5) = (2-4) = 3.5	500	4
BX8195	CO	(1-6)/(2-5) 1:1	(1-6) = (2-5) = 102.5	(1-6) = (2-5) = 6.0	500	2
BX8254W	CPE	(1-3)/(4:6) 1:1	(1-3) = (4:6) = 110	(1-3) = (4:6) = 2.5	500	1
BX8082	CPE	(1-6)/(2-5) 1:1	(1-6) = (2-5) = 140	(1-6) = (2-5) = 6.0	500	2
B2126A	CO	(1-6)/(2-5) 1:1	(1-6) = (2-5) = 170	(1-6) = (2-5) = 6.5	500	2
B2208	CO	(1-6)/(2-5) 1:1	(1-6) = (2-5) = 170	(1-6) = (2-5) = 4.0	500	2
BX8253W	CPE	(1-3)/(4:6) 1:1	(1-3) = (4:6) = 185	(1-3) = (4:6) = 4.8	500	1
B2155	CO	(1-6)/(2-5) 1:1	(1-6) = (2-5) = 205	(1-6) = (2-5) = 6.0	500	2
BX8118	CO	(1-3)/(4:6) 1:1	(1-3) = (4:6) = 282	(1-3) = (4:6) = 9.0	500	1
B2209	CO	(1-6)/(2-5) 1:1	(1-6) = (2-5) = 300	(1-6) = (2-5) = 7.0	500	2
B2127A	CO	(1-6)/(2-5) 1:1	(1-6) = (2-5) = 340	(1-6) = (2-5) = 7.5	500	2
B2210	CO	(1-6)/(2-5) 1:1	(1-6) = (2-5) = 455	(1-6) = (2-5) = 9.0	500	2
BX2128	CPE	(1-6)/(2-5) 1:1	(1-6) = (2-5) = 500	(1-6) = (2-5) = 12.0	500	2
BX8115	CO	(1-3)/(4:6) 1:1	(1-3) = (4:6) = 500	(1-3) = (4:6) = 9.0	500	1

NOTE: Transformers are shipped in trays, unless Tape & Reel packaging is specified by adding the suffix "T" to this part number (i.e. BX8153T).

Mechanical

Schematic



Weight0.38 grams
 Tape & Reel1000/reel
 Tray80/tray
 Dimensions: Inches
 mm
 Unless otherwise specified, all tolerances are ± $\frac{.010}{0.25}$

(See page two for ADSL Frequency Inductor Selection Guide)

ADSL FREQUENCY FILTER INDUCTORS



ADSL Frequency Inductor Selection Guide

IC Manufacturer & Part Number	Part Number	Inductance	Application
For General use			
	B2184	91.0 μ H	CPE
	B2198	74.0 μ H	CPE
	BX2128	500.0 μ H	CPE
	BX8082	140.0 μ H	CPE

STMicroelectronics (Alcatel)

MTB-20850/MTB-21250	BX8115	500.0 μ H	CO
	BX8118	282.0 μ H	CO
	BX8253W	185.0 μ H	CPE
	BX8254W	110.0 μ H	CPE
MTB-20150/MTB-20170	BX8153	5.0 μ H	CPE

NOTE: For other DynaMiTe Chipsets, see Datasheet **B963** for alternative Inductor shapes and values.

Centillium

CT-L50SC04	B2208	170.0 μ H	CO
	B2209	300.0 μ H	CO
	B2210	455.0 μ H	CO

GlobespanVirata

G7000 (DMT/CAP)	B2125A	50.0 μ H	CO
	B2126A	170.0 μ H	CO
	B2127A	340.0 μ H	CO
	B2155	205.0 μ H	CO
Titanium Express	BX8195	102.5 μ H	CO

Legerity

NOTE: For Coupled inductors matched to Legerity CO Line Drivers & Chipsets, See Datasheet **B804**

For More Information :

UNITED STATES (Worldwide)	UNITED KINGDOM (Northern Europe)	FRANCE (Southern Europe)	SINGAPORE (Southern Asia)	TAIWAN, R.O.C. (Northern Asia)	HONG KONG (China/Hong Kong)	DISTRIBUTOR
12220 World Trade Drive San Diego, CA 92128 U.S.A. http://www.pulseeng.com TEL: 858 674 8100 FAX: 858 674 8262	1 & 2 Huxley Road The Surrey Research Park Guildford, Surrey GU2 5RE United Kingdom TEL: 44 1483 401700 FAX: 44 1483 401701	Zone Industrielle F-39270 Orgelet France TEL: 33 3 84 35 04 04 FAX: 33 3 84 25 46 41	150 Kampong Ampat #07-01/02 KA Centre Singapore 368324 TEL: 65 6287 8998 FAX: 65 6280 0080	3F-4, No. 81, Sec. 1 HsinTai Wu Road Hsi-Chih, Taipei Hsien Taiwan, R.O.C. Tel: 886 2 2698 0228 FAX: 886 2 2698 0948	9/F, Phase 2, Tai Sang Shatin Warehouse Centre 6 Wong Chuk Yeung Street Fotan, Shatin, Hong Kong TEL: 852 2788 6588 FAX: 852 2776 1055	

Performance warranty of products offered on this data sheet is limited to the parameters specified. Data is subject to change without notice. Other brand and product names mentioned herein may be trademarks or registered trademarks of their respective owners.