

NOTES:

- CARD SLOT ACCEPTS $.050 \pm .004 / (1.27 \pm 0.10)$ MODULE THICKNESS. (MEASURED OVER P.C. PADS).
- RECOMMENDED PCB THICKNESS: $.062 \pm .007 / (1.57 \pm 0.18)$
- REFER TO PRODUCT SPEC PS-71243-9999 FOR PERFORMANCE SPECIFICATIONS.
- PRODUCT IS PACKAGED IN TRAYS.
- RECOMMENDED MODULE LAYOUT SHALL BE PER JEDEC MO-161.
- RECOMMENDED PLATING ON MODULE PADS: 30 MICROINCH/(0.76 MICROMETER) MINIMUM HARD GOLD (Au) OVER 79 MICROINCH/(2.0 MICROMETER) MINIMUM NICKEL (Ni).
- SEE CHART FOR FORK/HOLE PRESENCE AND PLATING OPTION.
- PRODUCT WILL HAVE DATE CODE STAMPED ON SIDE OF HOUSING.

MATERIALS:

HOUSING - GLASS FILLED LIQUID CRYSTAL POLYMER (LCP), UL 94V-0, COLOR: BLACK.
 TERMINAL - PHOSPHOR BRONZE
 LATCHES - GLASS FILLED HIGH TEMPERATURE NYLON, UL 94V-0, COLOR: IVORY.
 FORKLOCKS - STAINLESS STEEL

PLATING:

CONTACT AREA: OPTION A: GOLD (Au) FLASH; THICKNESS=2-10 MICROINCH/(0.05-0.25 MICROMETER), OVER PALLADIUM-NICKEL (Pd-Ni); THICKNESS=30 MICROINCH/(0.76 MICROMETER) MINIMUM.
 OPTION B: GOLD (Au) FLASH; THICKNESS=2-10 MICROINCH/(0.05-0.25 MICROMETER), OVER PALLADIUM-NICKEL (Pd-Ni); THICKNESS=20 MICROINCH/(0.51 MICROMETER) MINIMUM.

SOLDER TAILS:

TIN (Sn); THICKNESS=150 MICROINCH/(3.81 MICROMETER) MINIMUM.

UNDERPLATE:

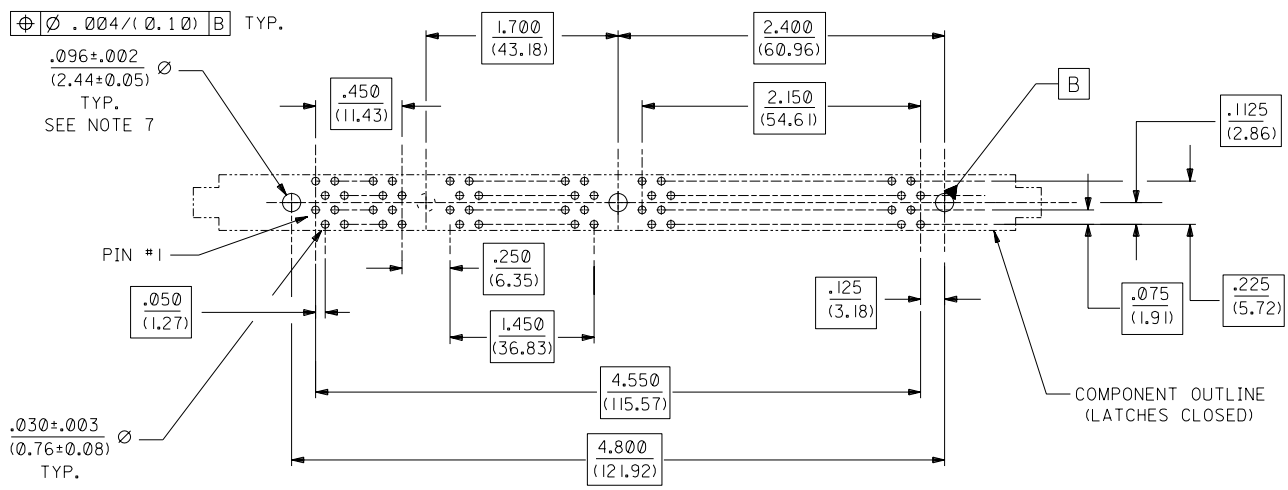
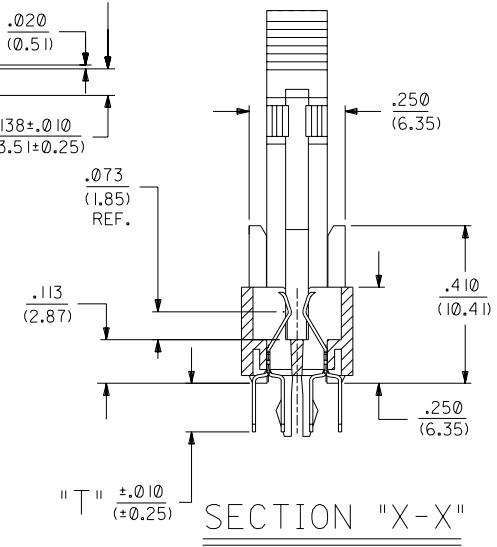
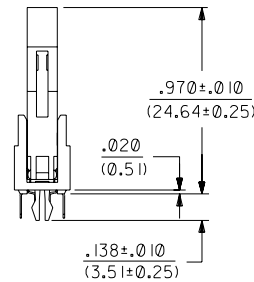
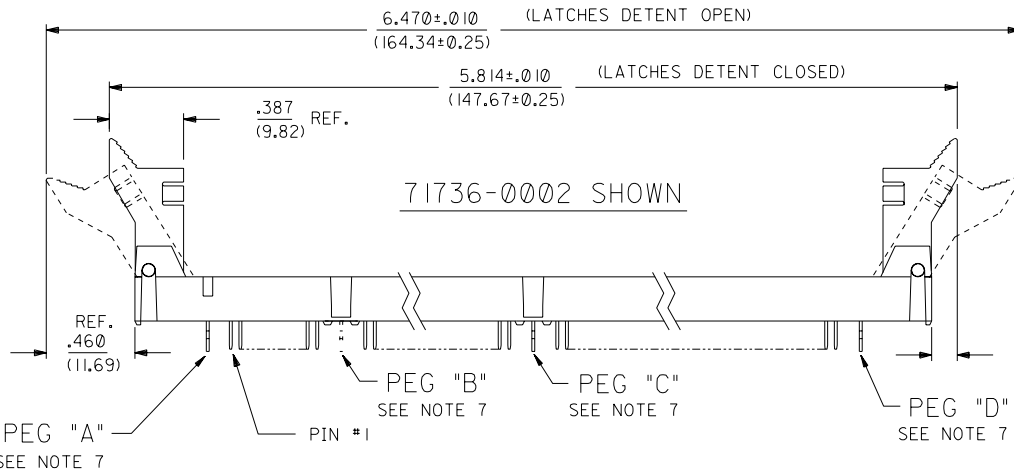
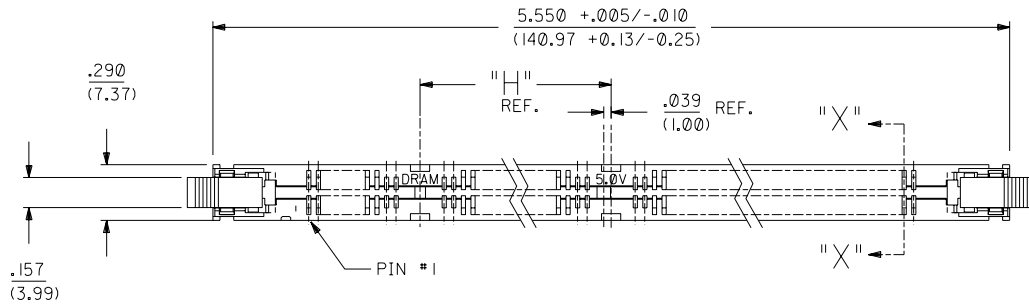
NICKEL (Ni) OVER ENTIRE CONTACT.

FORKLOCKS:

NONE

NOTE FOR LEAD FREE CONVERSION:

THE PRIMARY SHIPPING CARTON WILL BE LABELED "COMPLIANT TO ROHS DIRECTIVE 2002/95/EC AND ELV ANNEX II OF DIRECTIVE 2000/53/EC". CARTONS WITHOUT THIS LABEL MAY CONTAIN PRODUCT WITH LEAD.



RECOMMENDED P.C. BOARD HOLE PATTERN (CONNECTOR SIDE)

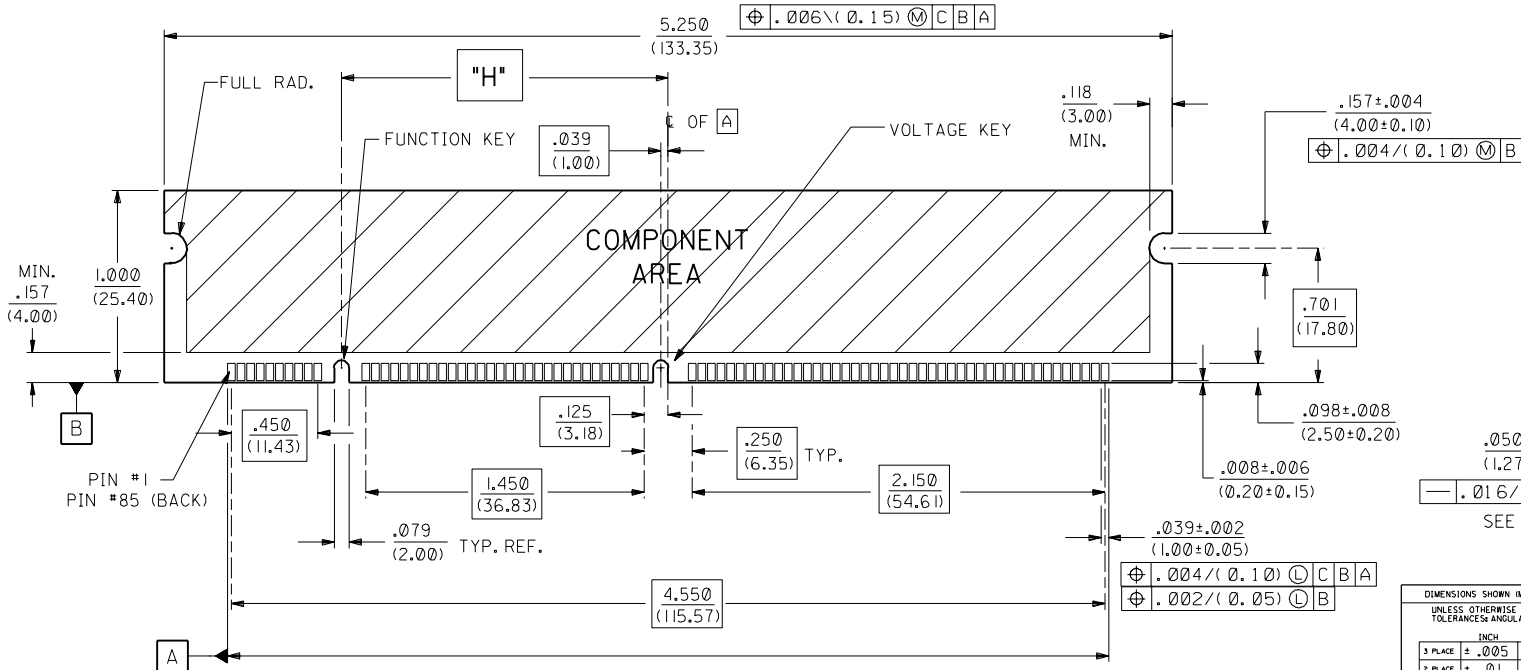
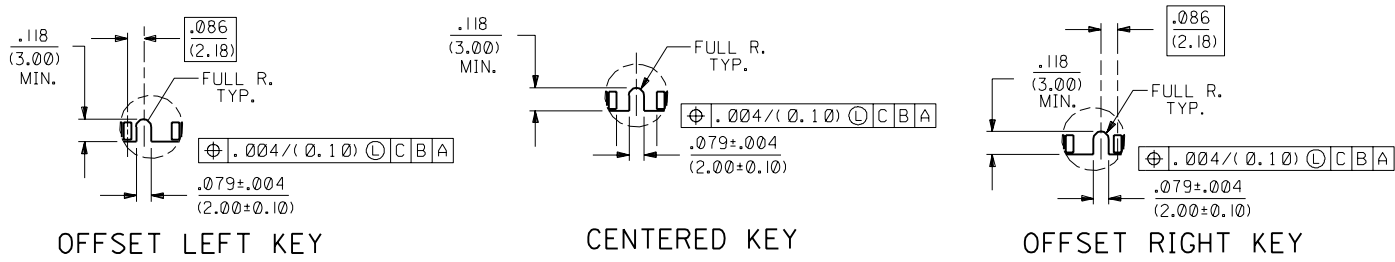
E1	ADD LEAD FREE NOTE ECN# UCPC2004-1132 DMORGAN 04/03/09
E	CHG Sn-Pb THICKNESS ECN# UDI1999-0454 DMORGAN 99/08/09
D3	REVISED PER ECR# U71162 97-4-15 LAURX
D2	REVISED PER ECR# U70731 97-1-8 LAURX
D1	REVISED PER ECR# U70361 96-10-9 LAURX
D	REVISED PER ECR# U61133 96-9-26 LAURX
C	REVISED PER ECR# U61450 5-28-96 JCL
B	REVISED PER ECR# U61050 2-28-96 JCL
A	INITIAL RELEASE PER ECR# U60675 12-6-95 JCL

DIMENSIONS SHOWN (METRIC) INCH UNLESS OTHERWISE SPECIFIED TOLERANCES: ANGULAR ± 1/2°		REVISIONS	
3 PLAGE ± .005	---	3	D3
2 PLAGE ± ---	± 0.13	2	D3
1 PLAGE ---	± 0.25	1	E1
DRAFT WHERE APPLICABLE MUST REMAIN WITHIN DIMENSIONS		MFG, SH.	REV.
DRWG. NO. SDA-71736-0		LTR.	REV. 1
FILE NAME: ST173601.DGN		DATE: 12/06/95	
SCALE: 2:1		SHEET NO. 1 OF 3	
BY: JCL		DRWG. NO. SDA-71736-0	
APPR. BY: DCB		DATE: 12/06/95	
THIS DRAWING CONTAINS INFORMATION THAT IS PROPRIETARY TO MOLEX INC. AND SHOULD NOT BE USED WITHOUT WRITTEN PERMISSION.		CP	

X=N.T.	ITEM NO. 71736-0***	CKT SIZE	DESCRIPTION	COLOR	FUNCTION KEY	VOLTAGE KEY	PEG "A"	PEG "B"	PEG "C"	PEG "D"	DIM. 'H'	DIM. 'T'	CONTACT AREA PLATING
	-0001	168	3.3 VOLT STD DRAM	BLACK	CENTER	CENTER	FORK	NONE	FORK	FORK	1.700 (43.18)	.127 (3.23)	OPTION A
	-0002	168	5.0 VOLT STD DRAM	BLACK	CENTER	OFFSET LEFT	FORK	NONE	FORK	FORK	1.700 (43.18)	.127 (3.23)	OPTION A
	-0011	168	3.3 VOLT UNBUFFERED	BLACK	OFFSET RIGHT	CENTER	FORK	NONE	FORK	FORK	1.661 (42.19)	.127 (3.23)	OPTION A
	-0005	168	5.0 VOLT UNBUFFERED	BLACK	OFFSET RIGHT	OFFSET LEFT	FORK	NONE	FORK	FORK	1.661 (42.19)	.127 (3.23)	OPTION A
	-0006	168	3.3 VOLT SYNCHRONOUS	BLACK	OFFSET LEFT	CENTER	FORK	NONE	FORK	FORK	1.739 (44.17)	.127 (3.23)	OPTION A
	-0007	168	5.0 VOLT SYNCHRONOUS	BLACK	OFFSET LEFT	OFFSET LEFT	FORK	NONE	FORK	FORK	1.739 (44.17)	.127 (3.23)	OPTION A

NOTES:

1. STRAIGHTNESS OF MODULE APPLIES TO THE AREA FROM THE BOTTOM OF THE CARD UP .157/(4.00).
2. IF TIE BARS ARE ATTACHED TO PADS, THE TIE BAR SHOULD BE ON AN INTERNAL LAYER, SO THAT THE REMNANT CANNOT CAUSE DAMAGE TO THE CONTACTS.



REV.	REVISIONS
D3	SEE SHEET I
D2	SEE SHEET I
D1	SEE SHEET I
D	SEE SHEET I
C	SEE SHEET I
B	SEE SHEET I
A	SEE SHEET I

DIMENSIONS SHOWN (METRIC) INCH		UNLESS OTHERWISE SPECIFIED TOLERANCES ANGULAR ± 1/2°	
5 PLACE	± .005	INCH	METRIC
2 PLACE	± .01	± 0.13	
1 PLACE	---	± 0.25	

DRAFT WHERE APPLICABLE MUST REMAIN WITHIN DIMENSIONS

FILE NAME	DATE	REV.	BY	CHK'D.	SCALE
S7173602	12/06/95	2	DCB	JCL	2:1

PART NO.	DRWG. NO.	TITLE
SEE CHART	SDA-71736-0***	.050 PITCH MULTI-KEY DIMM TALL LATCH RAM ASSEMBLY W/FORKLOCKS - SALES DWG

MFG. SH. REV. LTR. REVISIONS

THIS DRAWING CONTAINS INFORMATION THAT IS PROPRIETARY TO MOLEX INC. AND SHOULD NOT BE USED WITHOUT WRITTEN PERMISSION.

RECOMMENDED MODULE LAYOUT
168 CKT 5.0V DRAM SHOWN

71736