




MICROWAVE OSCILLATOR




Microwave Oscillator (VCO)

VCO for Mobile Telephones and Portable Telephones

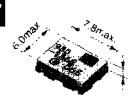


MQE000 Type
(A)



MQE500/600 Type
(B, C)

NEW



MQE900 Type
(D)

*MQE570 Type: 3.0max.

VCO for Analog Cellular Phone Systems

Application	Part Number	Lower Limit of Freq. (MHz max.)	Upper Limit of Freq. (MHz min.)	Supply Voltage (V)	Control Voltage Range (V)	Control Voltage Sensitivity (MHz/V)	Output Level (dBm)	Power Consumption (mA max.)	C/N (*) (dBc/Hz)	Type
E-AMPS	Rx MQE043-964A	952.0	977.0	3.2	0.5-2.7	17±4	-3±3	8.0	≧114 (60)	(A)
	Rx MQE571-967	954.0	980.0	3.6	0.7-2.4	≧20	-3±3	7.0	≧105 (30)	(C)
	Rx MQE504-964	952.0	977.0	4.0	0.8-3.2	19±3	0±3	7.0	≧108 (25)	(B)
	Tx MQE574-836	824.0	849.0	3.7	0.5-2.7	24±3	≧-3	8.0	≧110 (25)	(C)
E-TACS	Tx MQE505-836	824.0	849.0	4.0	0.8-3.2	19±3	0±3	7.0	≧108 (25)	(B)
	Rx MQE042-1024	1008.4	1041.4	3.3	0.5-2.5	23±3.5	-3±3	7.0	≧114 (50)	(A)
	Rx MQE042-1016	1000.0	1033.0	3.3	0.5-2.7	19±3	≧-6.0	7.0	≧107 (25)	(A)
	Tx MQE042-888	872.0	905.0	3.3	0.5-2.7	22.5±3	≧-6.0	8.0	≧107 (25)	(A)

(*)=Separation (kHz)

VCO for Digital Cellular Phone Systems

Application	Part Number	Lower Limit of Freq. (MHz max.)	Upper Limit of Freq. (MHz min.)	Supply Voltage (V)	Control Voltage Range (V)	Control Voltage Sensitivity (MHz/V)	Output Level (dBm)	Power Consumption (mA max.)	C/N (*2) (dBc/Hz)	Type
ADC	Rx MQE043-964A	952.0	977.0	3.2	0.5-2.7	17±4	-3±3	8.0	≧114 (60)	(A)
	Rx MQE571-967	954.0	980.0	3.6	0.7-2.4	≧20	-3±3	7.0	≧105 (30)	(C)
	Rx MQE504-964	952.0	977.0	4.0	0.8-3.2	19±3	0±3	7.0	≧108 (25)	(B)
	Rx MQE901-926	914.0	939.0	4.5	1.0-3.3	18±3	0±3	8.0	≧114 (60)	(D)
	Tx MQE574-836	824.0	849.0	3.7	0.5-2.7	24±3	≧-3	8.0	≧110 (25)	(C)
	Tx MQE505-836	824.0	849.0	4.0	0.8-3.2	19±3	0±3	7.0	≧108 (25)	(B)
GSM	Rx MQE551-1018	1001.0	1036.0	3.8	0.6-3.0	19±3.8	-1.5±2.5	8.0	≧143 (3000)	(B)
	Rx MQE602-1171	1136.0	1206.0	3.0	0.8-2.2	65±10	≧-5	6.0	≧90 (10)	(B)
	Rx MQE902-1171	1130.0	1212.0	4.0	0.9-3.1	50±12/-8	0±3	8.0	≧85 (10)	(D)
	Rx MQE901-766	742.0	790.0	3.8	0.6-3.0	30±5	-1.5±2.5	10.0	≧143 (3000)	(D)
	Tx (H Power) MQE550-902	885.0	920.0	3.8	0.8-2.8	24±4.8	14±2	70.0	≧120 (150)	(B)
	Tx MQE601-902	890.0	915.0	4.7	0.8-4.2	12±3	≧-1	10.0	≧103 (12.5)	(B)
PDC800	Rx/Tx MQE901-925	890.0	960.0	5.0	1.0-4.0	30±3	0±3	9.0	≧95 (10)	(D)
	2nd Lo MQE961-129	129.5	129.5	2.3	0.7-2.2	≧3	-3±3	4.5	≧118 (50)	(D)
	Rx/Tx MQE911-819	810.0	828.0	2.2	0.5-2.5	17±3	-5±3	6.0	≧115 (50)	(D)
	Tx MQE911-1071	1054.5	1087.5	2.2	0.5-2.3	30±5	-4±3	7.5	≧113 (50)	(D)
	2nd Lo MQE963-129	129.5	129.5	2.2	0.7-2.2	4.5±1	-3±3	5.0	≧118 (50)	(D)
	Tx MQE961-178 *1	178.0	178.0	2.2	0.7-2.2	5.5±1.5	-3±3	5.0	≧117 (50)	(D)
PDC1500	Rx/Tx MQE924-1619 *1	1607.0	1631.0	2.2	1.0-2.0	39±5	-5±3	8.0	≧105 (50)	(D)
	Tx (H Power) MQE524-1747	1707.0	1788.0	3.8	0.8-2.8	50±5	10.5±1.5	45.0	≧118 (150)	(B)
	Rx MQE920-1655	1614.0	1697.0	3.6	0.5-3.1	42±5	-1.5±2.5	10.0	≧140 (3000)	(D)
DCS1800	Rx MQE920-1668	1627.0	1710.0	3.8	0.5-3.1	44±6	0±3	10.0	≧80 (10)	(D)
	Tx (H Power) MQE524-1880	1847.0	1913.0	3.8	0.8-2.8	50±5	10.5±1.5	45.0	≧118 (150)	(B)
PCS	Rx MQE920-1774	1739.0	1809.0	3.6	0.5-3.1	38±4	-1.5±2.5	10.0	≧140 (3000)	(D)

(*1)=under development (*2)=Separation (kHz)

VCO for PHS



MQE900 Type

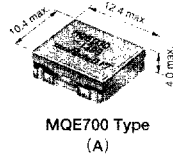
(in mm)

Application	Part Number	Lower Limit of Freq. (MHz max.)	Upper Limit of Freq. (MHz min.)	Supply Voltage (V)	Control Voltage Range (V)	Control Voltage Sensitivity (MHz/V)	Output Level (dBm)	Power Consumption (mA max.)	C/N (*) (dBc/Hz)
PHS	Rx/Tx MQE981-1668	1651.2	1684.8	2.8	0.6-2.1	35±5	≧-6	7.0	≧113 (150)
	Rx/Tx MQE984-1668	1651.0	1685.0	2.1	0.5-2.5	27±4	-3±3	7.0	≧113 (150)
	Rx/Tx MQE986-1668	1651.2	1684.8	3.0	0.5-2.5	28±6	≧-6	7.0	≧103 (50)
	Rx/Tx MQE987-1668	1651.2	1684.8	2.8	0.6-2.3	34±5	≧-6	6.0	≧110 (100)

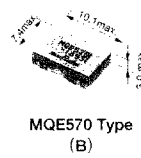
(*)=Separation (kHz)

15


■ VCO for The Other Systems



(in mm)



NEW



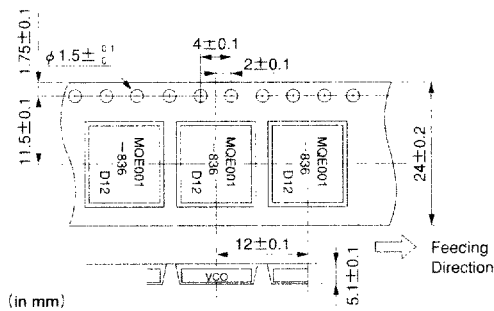
MQG100 Type (C)

Application	Part Number	Lower Limit of Freq. (MHz max.)	Upper Limit of Freq. (MHz min.)	Supply Voltage (V)	Control Voltage Range (V)	Control Voltage Sensitivity (MHz/V)	Output Level (dBm)	Power Consumption (mA max.)	C/N (*)(dBc/Hz)	Type
GPS	Rx MQE570-1397	1393.7	1401.7	3.0	0.5-2.5	12±5	-1±3	10.0	≧ 90 (10)	(B)
Radio Transceiver	Rx MQE744-385	376.5	395.5	3.0	0.5-2.7	12±2	-3±3	7.0	≧ 103 (12.5)	(A)
	Tx MQE744-411	400.5	422.3	3.0	0.3-2.8	16±2.5	-3±3	7.0	≧ 102 (12.5)	(A)
W-LAN	Tx MQE744-430	421.5	440.5	3.0	0.5-2.7	12±2	-3±3	7.0	≧ 103 (12.5)	(A)
	Rx MQG101-2098	2058.0	2138.0	3.0	0.5-2.5	≧ 40	≧ -2	12.0	≧ 90 (25)	(C)
	Rx MQG101-2120	2090.0	2150.0	4.8	0.5-4.5	30±9	1±3	15.0	≧ 105 (100)	(C)
	Rx MQG101-2145	2122.0	2167.0	4.8	0.5-4.0	32±9	1±3	15.0	≧ 105 (100)	(C)
	Tx MQG101-2152	2100.0	2204.0	3.3	0.5-3.0	≧ 42	≧ -6	12.0	≧ 85 (10)	(C)
	Tx MQG101-2204	2184.0	2224.0	5.0	1.0-4.0	≧ 14	≧ -5	12.0	≧ 90 (25)	(C)
	Tx MQG101-2310	2270.0	2350.0	5.0	1.0-4.0	≧ 27	≧ -5	12.0	≧ 90 (25)	(C)

(*): Separation (kHz)

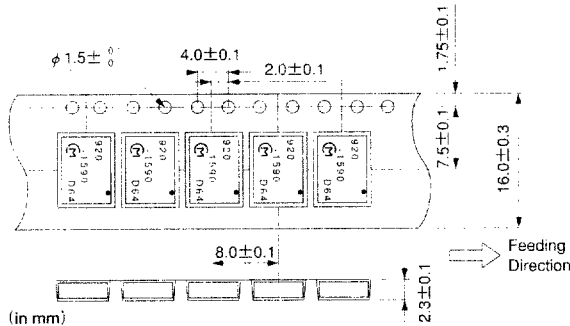
■ Taping Specifications

• MQE000/700 Type



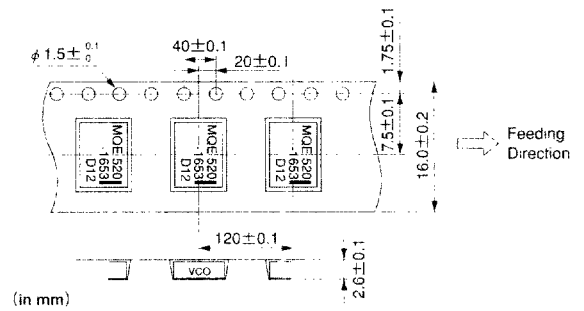
■ Minimum Quantity (order in sets only) :
1,000 pcs./reel (φ 330mm)

• MQE900 Type



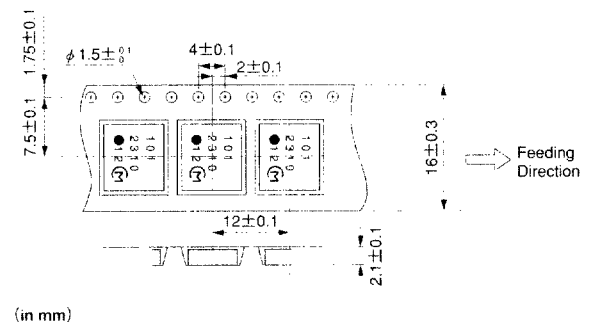
■ Minimum Quantity (order in sets only) :
3,000 pcs./reel (φ 330mm)

• MQE500/600 Type



■ Minimum Quantity (order in sets only) :
500 pcs./reel (φ 178mm)

• MQG100 Type



■ Minimum Quantity (order in sets only) :
500 pcs./reel (φ 178mm)