MATERIAL AND FINISH

Insulator: Polycarbonate, UL-94V-0 rated
Contacts: Brass, Nickel plated

ELECTRICAL SPECIFICATIONS:
Current rating: 10 A
Voltage rating: 250 VAC
Insulation resistance: 100 Mohm min. at 500 VDC
Dielectric withstanding voltage: 2000 VAC for one minute

SCHEMATIC WITH LAMP

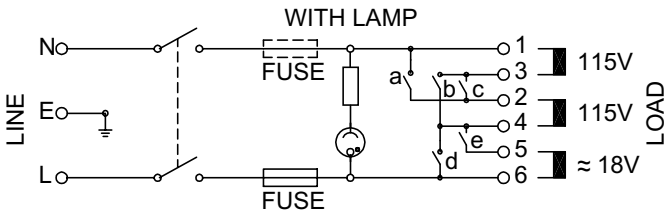

VOLTAGE	CONNECTED BY
115V	a, b, d
125V	a, b, e
230V	c, d
250V	c, e

ORDERING CODE:
42R41-__ __ 5 __ - __ __ __
1 2 3 4

1) SNAP-IN MOUNT
3 = WITHOUT LAMP
8 = WITH NEON LAMP

2) COLOR
1 = BLACK
2 = GRAY

3) ELECTRICAL CIRCUIT CONFIGURATION

3 = 10A 250V 70°C
2+GROUND, 1 FUSE
2 POLE SWITCH

4 = 10A 250V 70°C
2+GROUND, 2 FUSE
2 POLE SWITCH

7 = 10A 250V 120°C
2+GROUND, 1 FUSE
2 POLE SWITCH

8 = 10A 250V 120°C
2+GROUND, 2 FUSE
2 POLE SWITCH

11 = 10A 250V 70°C
2 POLE, 1 FUSE
2 POLE SWITCH

12 = 10A 250V 70°C
2 POLE, 2 FUSE
2 POLE SWITCH

4) PANEL THICKNESS

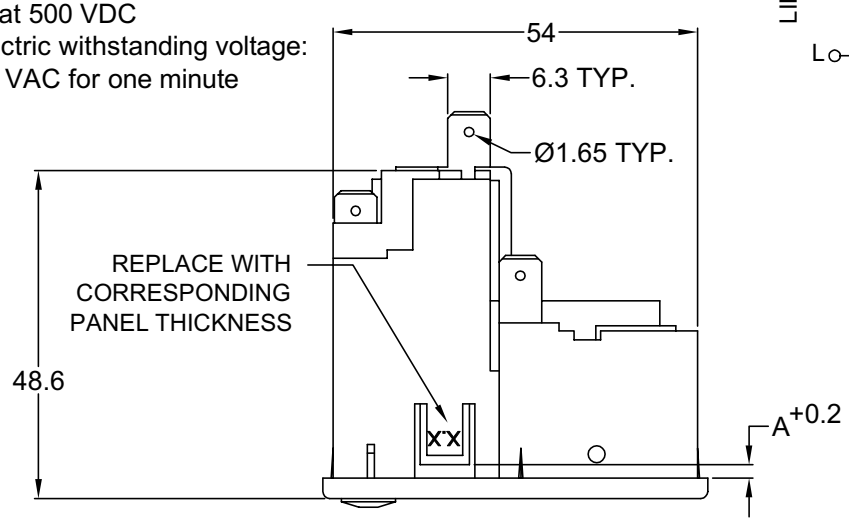

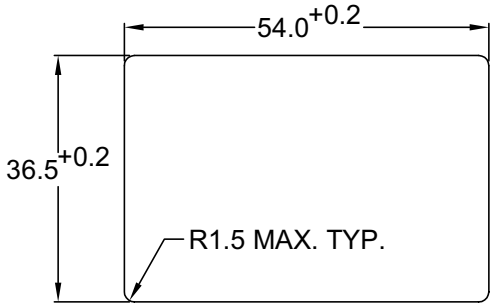

RECOMMENDED PANEL CUTOUT

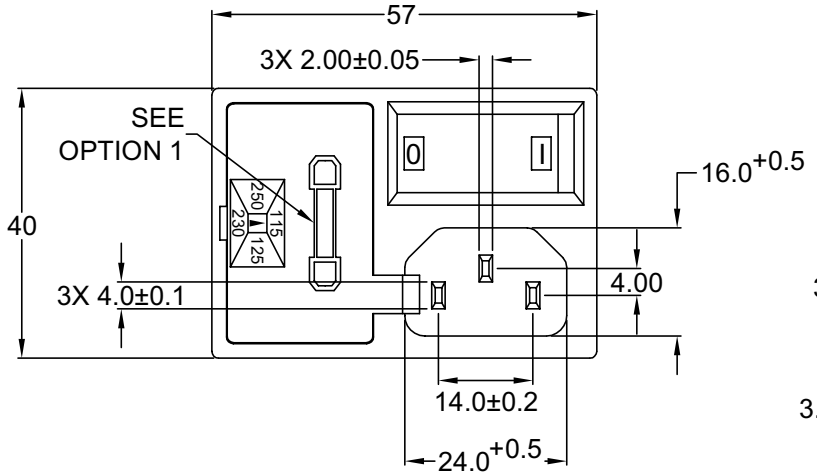

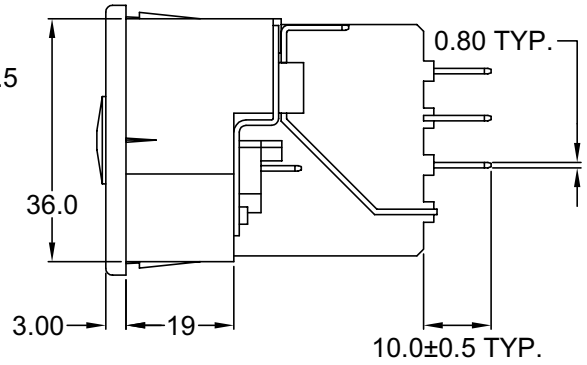

P/N	A	MAX. PANEL THICKNESS
42R41-XX5X-150	1.5	1.5
42R41-XX5X-200	2.0	2.0
42R41-XX5X-250	2.5	2.5

ADDITIONAL PANEL THICKNESS, ONE POLE SWITCH, AND .187 QC TERMINALS AVAILABLE ON REQUEST

TOLERANCE
UNLESS OTHERWISE SPECIFIED
X ± 1
X.X ± 0.4
X.XX ± 0.20

DRAWN BY	GQ	DATE:	09/27/01
CHECK BY	TD	DATE:	10/04/01
APPR BY	PB	DATE:	10/04/01

Power Dynamics, Inc.
Phone: 973 560-0019 Whippany, New Jersey Fax: 973 560-0076

PART: IEC 60320 APPL. INLET, VOLTAGE SELECTOR, SWITCH, FUSE HOLDER; QC TERMINALS; SNAP-IN

PART #: 42R41-XX5X-XXX
SHEET 1 of 1
SIZE: A
SCALE: NTS
ALL DIMENSIONS FOR REFERENCE ONLY
DIMENSIONS ARE IN MILLIMETERS
REV:

REVISIONS

REV	DATE	CHANGE	CHNG	CHCK	APPR