

**Miniature
25 Amps • 3PDT
To MIL-PRF-83536
DC Suppressed Coils**

SPECIFICATIONS

GENERAL

Contact Arrangement 3PDT (3 Form C)
Weight 3.0 oz approx.
 Designed to meet the requirements of MIL-PRF-83536

PERFORMANCE

Contact Rating (Note 1):

Resistive 25 Amps @ 28 VDC or
 115/208V 400 Hz
 (Case Grounded)

Inductive 15 Amps @ 115/208V 400 Hz
 (Case Grounded)
 12 Amps @ 28 VDC
 (Case Grounded)

Motor 10 Amps @ 28 VDC or
 115/208V 400 Hz
 (Case Grounded)

Lamp 5 Amps @ 28 VDC or
 115/208V 400 Hz
 (Case Grounded)

Life 50,000 operations minimum @ rated
 resistive load, 125°C

Pull In Power 500 mw approx.

Operate/Release Time: **DC Coil**
 15 ms max
 Excluding bounce time at nominal coil voltage

Contact Bounce Time 1 ms max
 @ rated contact load, 28 VDC

Contact Voltage Drop:
 Before Life 150 mv max @ 25 Amps
 and 6 VDC
 After Life 175 mv max @ 25 Amps
 and 6 VDC

ENVIRONMENTAL

Temperature Range -70°C to +125°C
Vibration (Note 2) 0.12" DA 10 - 70 Hz
 30 G's 70 - 3,000 Hz
Shock (Operating)(Note 2) 200 G's 6 ms

ELECTRICAL CHARACTERISTICS

Duty Cycle Continuous
Insulation Resistance 100 megohms
 @ 500V 25°C

Dielectric Strength:

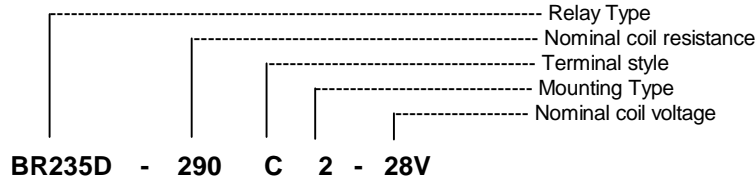
Sea Level:
 Contact to Case 1,250 VRMS
 Contact to Coil 1,250 VRMS
 Coil to Case 1,000 VRMS
 Across Open Contacts 1,250 VRMS
 80,000 Feet:
 All Points 350 VRMS

Notes:

1. For other ratings consult the factory.
2. For applications requiring higher shock and vibration, consult the factory.
3. AC coil line frequency 50 to 400 Hz.

COIL DATA:

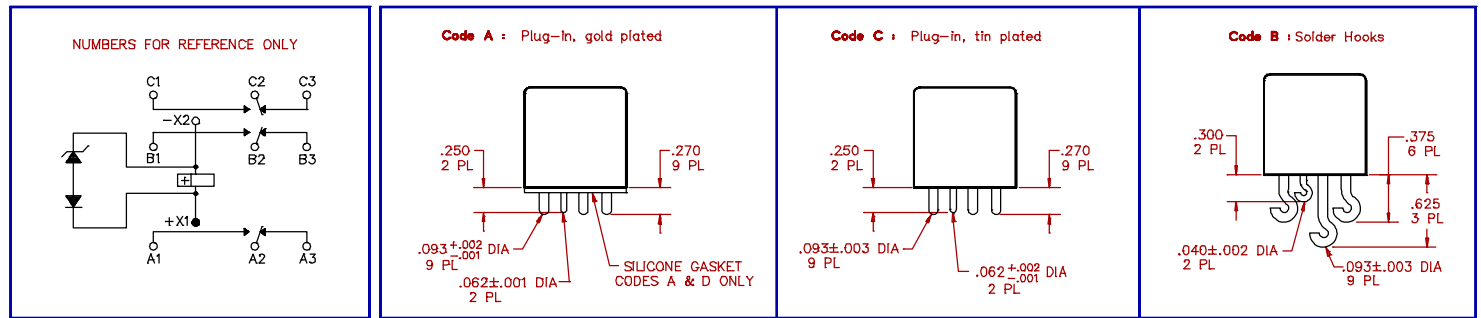
MODEL BR230D PART NUMBER	BR235D-20() ^() -6V	BR235D-78() ^() -12V	BR235D-290() ^() -28V	BR235D-890() ^() -48V
NOMINAL COIL VOLTAGE	6 VDC	12 VDC	28 VDC	48 VDC
MAXIMUM COIL VOLTAGE	8 VDC	15 VDC	29 VDC	59 VDC
PULL IN VOLTAGE (MAX @ +125°C)	4.5 VDC	9 VDC	18 VDC	36 VDC
DROP OUT VOLTAGE (MAX)	1.8 VDC	3.5 VDC	5.1 VDC	11 VDC
MAXIMUM BACK EMF	9 VDC	18 VDC	42 VDC	72 VDC
COIL RESISTANCE ± 10% @ 25°C	20 OHMS	78 OHMS	290 OHMS	890 OHMS



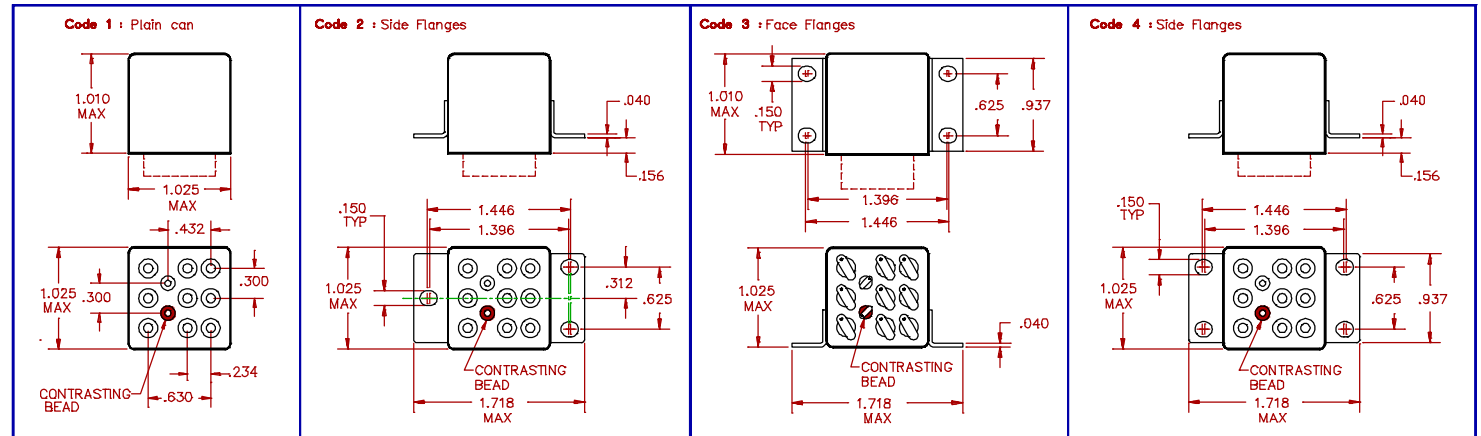
SCHEMATIC

TERMINAL VIEW

TERMINAL STYLES



MOUNTING CODES



GENERAL NOTES

- Unless otherwise specified, all tests made at nominal coil voltages, @ 25°C.
- For special coil variations, switching configurations, terminals styles and mounting types, consult the factory.
- Unless otherwise specified, tolerances on decimal dimensions are ± .010".
- Specifications contained herein are subject to change without notice.