

.250" PCB Tri-Barrier Terminal Strip

Description

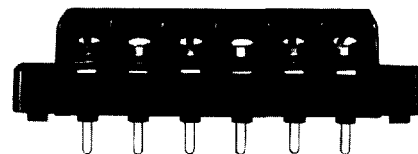
The series 60, is our smallest, highest density, PCB tri-barrier terminal strip. The product series offers an alternative to European designs which require under-sized screwdrivers.

The tri-barrier construction helps prevent accidental shorting of stray strands.

Made in the USA, all Beau terminal blocks embody the highest quality standards in the industry - using the finest materials and world class manufacturing processes. They meet or exceed all applicable industry standards.

Features

- **High density**, .250" spacing, uses minimum PCB area.
- **No special tools** are required for the 60 series tri-barrier terminal strip. A common No. 2 screwdriver is used to terminate the wires.
- **Tri-barrier construction** helps prevent accidental shorting of components on the PCB by stray wire strands. The closed side also acts as a wire stop simplifying wire termination.



PRODUCT RATINGS

#3-48 FILLISTER HEAD SCREW

UL	Class B	10 Amps @ 300 V	18 AWG
	Class C	10 Amps @ 150 V	18 AWG
CSA	Class B	10 Amps @ 150 V	18 AWG
	Class C	10 Amps @ 150 V	18 AWG

#3-48 WIRE CLAMP SCREW

UL	Class B	10 Amps @ 300 V	18 AWG
	Class C	10 Amps @ 150 V	18 AWG
CSA	Class B	10 Amps @ 150 V	18 AWG
	Class C	10 Amps @ 150 V	18 AWG
	Class D	10 Amps @ 150 V	18 AWG

SAFETY AGENCIES

UL	File No. E48521
	Guide No. XCFR2
CSA	File No. 025562

TECHNICAL SPECIFICATIONS

ELECTRICAL

DWV	10500 VDC
IR	>5000 Megohms

MECHANICAL

Tightening torque	3 in.-lbs.
Maximum torque	3.5 in.-lbs.
Wire strip length	5/16"
Wire Range	18 to 22 AWG

ENVIRONMENTAL

Continuous Use Temp	
RTI electrical	130°C
RTI mechanical w/o impact	140°C

MATERIALS

Insulator	Thermoplastic, UL94V-0, black
Terminal	Brass, tin-lead plate
Screws	#3-48, phillips/slotted, brass, nickel plate

OPTIONS

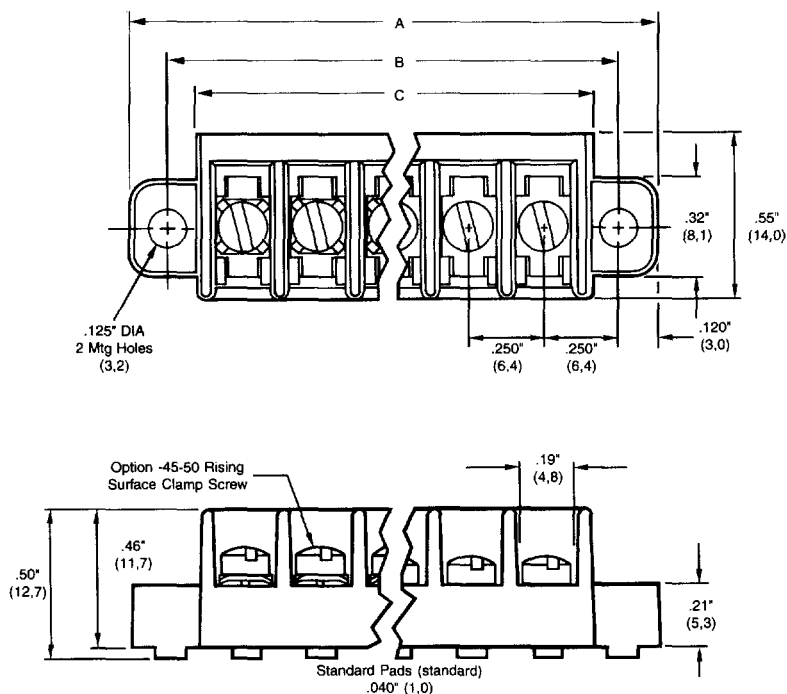
-50	Clamp washer, phillips/slotted screw
-58	No screws, barrier only
-59	Screws supplied unassembled
-C	No mounting ends
-W	Supplied without standoff pads

HOW TO ORDER

6	0	X	X	X	X
SERIES	TERMINAL STYLE	NO. OF POLES	OPTIONS		
	1 5	2 to 32	(Dash #s above and opposite page)		

*Consult factory for combinations of screw options.

Molex Industrial Division
 New England Operations
 Gilford, NH 03246-6600
 Phone (603) 524-5101
 Fax (603) 524-1627
 Internet www.beuint.com

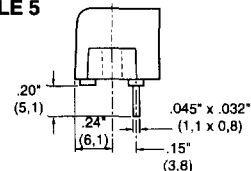


TERMINAL STYLES

STYLE 1
No PC
Terminal



STYLE 5
PC



No. of Circuits	A		B		C	
	in.	mm	in.	mm	in.	mm
2	.99		.75	19,1	.57	14,5
3	1.24		1.00	25,4	.82	20,8
4	1.4	.8	1.25	31,8	1.07	27,2
5		44,2	1.50	38,1	1.32	33,5
6		50,5	1.75	44,5	1.57	39,9
7		56,9	2.00	50,8	1.82	46,2
8		63,2	2.25	57,2	2.07	52,6
9		69,6	2.50	63,5	2.32	58,9
10	2.99	75,9	2.75	69,9	2.57	65,3
11	3.24	82,3	3.00	76,2	2.82	71,6
12	3.49	88,7	3.25	82,6	3.07	78,0
13	3.74	95,0	3.50	88,9	3.32	84,3
14	3.99	101,3	3.75	95,3	3.57	90,7
15	4.24	107,7	4.00	101,6	3.82	97,0
16	4.49	114,0	4.25	108,0	4.07	103,4
17	4.74	120,4	4.50	114,3	4.32	109,7
18	4.99	126,7	4.75	120,7	4.57	116,1
19	5.24	133,1	5.00	127,0	4.82	122,4
20	5.49	139,4	5.25	133,4	5.07	128,8
21	5.74	145,8	5.50	139,7	5.32	135,1
22	5.99	152,1	5.75	146,1	5.57	141,5
23	6.24	158,5	6.00	152,4	5.82	147,8
24	6.49	164,8	6.25	158,8	6.07	154,2
25	6.74	171,2	6.50	165,1	6.32	160,5
26	6.99	177,5	6.75	171,5	6.57	166,9
27	7.24	183,9	7.00	177,8	6.82	173,2
28	7.49	190,2	7.25	184,2	7.07	179,6
29	7.74	196,6	7.50	190,5	7.32	185,9
30	7.99	202,9	7.75	196,9	7.57	192,3
31	8.24	209,3	8.00	203,2	7.82	198,6
32	8.49	215,6	8.25	209,6	8.07	205,0