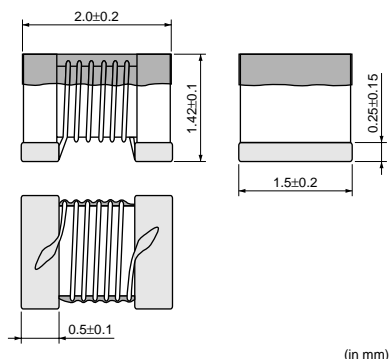


Chip Inductor (Chip Coil) for High Frequency Horizontal Wire Wound

LQW2BA Series (0805 Size)

■ Dimensions



■ Packaging

Code	Packaging	Minimum Quantity
L	180mm Embossed Tape	2000

■ Rated Value (□: packaging code)

Part Number	Inductance	Test Frequency	Rated Current	Max. of DC resistance	Q (min.)	Test Frequency	Self Resonance Frequency (min.)
LQW2BAS2N8J00□	2.8nH±5%	-	800mA	0.06ohm	80	-	12200MHz
LQW2BAS3N0J00□	3.0nH±5%	-	800mA	0.06ohm	65	-	12200MHz
LQW2BAS5N6J00□	5.6nH±5%	-	600mA	0.08ohm	65	-	5900MHz
LQW2BAS6N8J00□	6.8nH±5%	-	600mA	0.11ohm	50	-	5600MHz
LQW2BAS7N5J00□	7.5nH±5%	-	600mA	0.14ohm	50	-	4800MHz
LQW2BAS8N2J00□	8.2nH±5%	-	600mA	0.12ohm	50	-	4400MHz
LQW2BAS10NJ00□	10nH±5%	-	600mA	0.10ohm	60	-	4300MHz
LQW2BAS12NJ00□	12nH±5%	-	600mA	0.15ohm	50	-	4000MHz
LQW2BAS15NJ00□	15nH±5%	-	600mA	0.17ohm	50	-	3200MHz
LQW2BAS18NJ00□	18nH±5%	-	600mA	0.20ohm	50	-	3100MHz
LQW2BAS22NJ00□	22nH±5%	-	500mA	0.22ohm	55	-	2600MHz
LQW2BAS24NJ00□	24nH±5%	-	500mA	0.22ohm	50	-	2400MHz
LQW2BAS27NJ00□	27nH±5%	-	500mA	0.25ohm	55	-	2580MHz
LQW2BAS33NJ00□	33nH±5%	-	500mA	0.27ohm	60	-	2150MHz
LQW2BAS36NJ00□	36nH±5%	-	500mA	0.27ohm	55	-	1900MHz
LQW2BAS39NJ00□	39nH±5%	-	500mA	0.29ohm	60	-	2000MHz
LQW2BAS43NJ00□	43nH±5%	-	500mA	0.34ohm	60	-	1800MHz
LQW2BAS47NJ00□	47nH±5%	-	500mA	0.31ohm	60	-	1700MHz
LQW2BAS56NJ00□	56nH±5%	-	500mA	0.34ohm	60	-	1600MHz
LQW2BAS68NJ00□	68nH±5%	-	500mA	0.38ohm	60	-	1500MHz
LQW2BAS82NJ00□	82nH±5%	-	400mA	0.42ohm	65	-	1330MHz
LQW2BAS91NJ00□	91nH±5%	-	400mA	0.48ohm	65	-	1330MHz
LQW2BASR10J00□	100nH±5%	-	400mA	0.46ohm	65	-	1250MHz

Operating Temperature Range: -55°C to +125°C
Only for reflow soldering.

Continued on the following page.

● This data sheet is applied for CHIP INDUCTORS (CHIP COILS) used for General Electronics equipment for your design.

⚠ Note:

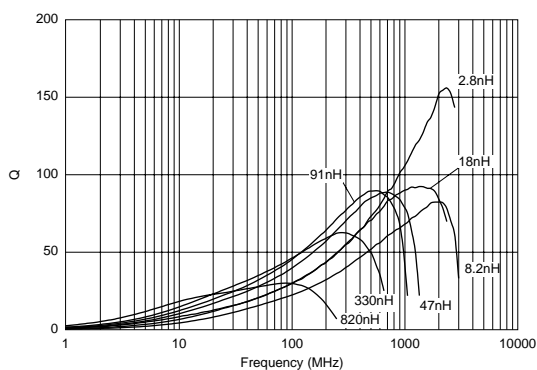
- This datasheet is downloaded from the website of Murata Manufacturing co., Ltd. Therefore, it's specifications are subject to change or our products in it may be discontinued without advance notice. Please check with our sales representatives or product engineers before ordering.
- This datasheet has only typical specifications because there is no space for detailed specifications. Therefore, please approve our product specifications or transact the approval sheet for product specifications before ordering.

Continued from the preceding page.

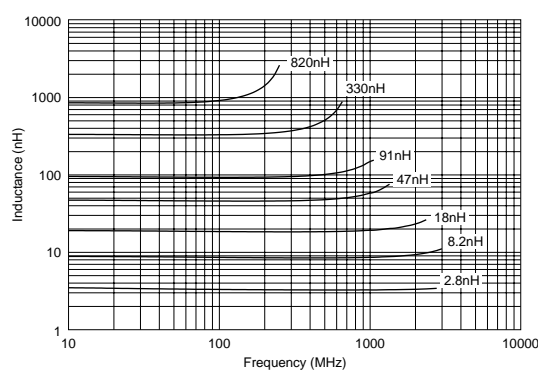
Part Number	Inductance	Test Frequency	Rated Current	Max. of DC resistance	Q (min.)	Test Frequency	Self Resonance Frequency (min.)
LQW2BASR11J00□	110nH±5%	-	400mA	0.48ohm	50	-	1100MHz
LQW2BASR12J00□	120nH±5%	-	400mA	0.51ohm	50	-	1100MHz
LQW2BASR15J00□	150nH±5%	-	400mA	0.56ohm	50	-	920MHz
LQW2BASR18J00□	180nH±5%	-	400mA	0.64ohm	50	-	920MHz
LQW2BASR22J00□	220nH±5%	-	400mA	0.70ohm	50	-	820MHz
LQW2BASR24J00□	240nH±5%	-	350mA	1.00ohm	44	-	770MHz
LQW2BASR27J00□	270nH±5%	-	350mA	1.00ohm	48	-	730MHz
LQW2BASR33J00□	330nH±5%	-	310mA	1.40ohm	48	-	650MHz
LQW2BASR39J00□	390nH±5%	-	290mA	1.50ohm	48	-	600MHz
LQW2BASR47J00□	470nH±5%	-	250mA	1.76ohm	33	-	300MHz
LQW2BASR56J00□	560nH±5%	-	230mA	1.90ohm	23	-	270MHz
LQW2BASR68J00□	680nH±5%	-	190mA	2.20ohm	23	-	250MHz
LQW2BASR82J00□	820nH±5%	-	180mA	2.35ohm	23	-	230MHz

Operating Temperature Range: -55°C to +125°C
Only for reflow soldering.

■ Q-Frequency Characteristics (Typ.)



■ Inductance-Frequency Characteristics (Typ.)



■ ⚠ Caution/Notice

⚠ Caution (Rating)

Do not use products beyond the rated current as this may create excessive heat.

Notice

Solderability of Tin plating termination chip might be deteriorated when low temperature soldering profile where peak solder temperature is below the Tin melting point is used. Please confirm the solderability of Tin plating termination chip before use.

● This data sheet is applied for CHIP INDUCTORS (CHIP COILS) used for General Electronics equipment for your design.

⚠ Note:

1. This datasheet is downloaded from the website of Murata Manufacturing co., Ltd. Therefore, it's specifications are subject to change or our products in it may be discontinued without advance notice. Please check with our sales representatives or product engineers before ordering.
2. This datasheet has only typical specifications because there is no space for detailed specifications. Therefore, please approve our product specifications or transact the approval sheet for product specifications before ordering.