

PRODUCT NUMBER  
95615-XXXXLF

PLATING

- 0 = 0.20µm GOLD/GXT ON CONTACT AREA  
3.81 TIN LEAD ON TAIL
- 1 = 0.76µm GOLD/GXT ON CONTACT AREA  
3.81 TIN LEAD ON TAIL
- 3 = 0.38µm GOLD/GXT ON CONTACT AREA  
3.81 TIN LEAD ON TAIL
- 5 = 0.38µm GXT FULL PLATED
- 6 = 0.76µm GXT FULL PLATED
- 7 = 0.76µm GOLD/GXT FULL PLATED
- 9 = 0.20µm GOLD/GXT FULL PLATED

UNDERPLATING 1.27µm Ni MIN

WHEN "LF" IS REQUIRED, 2µm MATTE TIN OVER 1.27µm Ni MIN  
IS PROVIDED INSTEAD OF TIN LEAD, ONLY FOR PLATING 1, 3, 5

NOTES:

1. MATERIAL HOUSING: HIGH TEMP. THERMOPLASTIC  
UL 94V-0, COLOR CREAM
2. MATERIAL TERMINAL: COPPER ALLOY
3. TO DETERMINE DIMENSIONS:  
N = NUMBER OF POSITIONS PER ROW
4. 7N MIN. PIN RETENTION IN EITHER DIRECTION.
5. PACKAGING: = POLYBAGS

T = TUBE

AVAILABILITY : FROM 2x5 UP TO 2x 17

B = TUBE WITH PICK UP CAP INSTALLED

AVAILABILITY : FROM 2x5 UP TO 2x 17

TR = TAPE AND REEL WITH PICK UP CAP INSTALLED

IN THE CENTER OF THE PRODUCT FOR PICK & PLACE  
SEE TA 845 FOR PRODUCT AVAILABILITY.

K = TAPE AND REEL WITHOUT PICK UP CAP  
SEE TA 855 FOR PRODUCT AVAILABILITY.

6. 95615-5XXXXLF IS SIMILAR TO 95615-5XXX  
95615-6XXXXLF IS SIMILAR TO 95615-6XXX  
THE SUFFIX "LF" IS ADDED FOR EASY LEAD FREE IDENTIFICATION

7. RoHS COMPATIBLE PRODUCT SPECIFICATIONS

a - PLATING:

- "LF" MEANS THE PRODUCT IS LEAD-FREE,  
2µm MINIMUM MATTE TIN OVER 1.27µm  
MINIMUM NICKEL UNDERPLATE.

b - MANUFACTURING PROCESS COMPATIBILITY

- THE HOUSING WILL WITHSTAND EXPOSURE TO  
260°C PEAK TEMPERATURE FOR 30 SECONDES  
MAX IN A CONVECTION, INFRA-RED OR VAPOR  
PHASE OR REFLOW OVEN.

c - LABELLING:

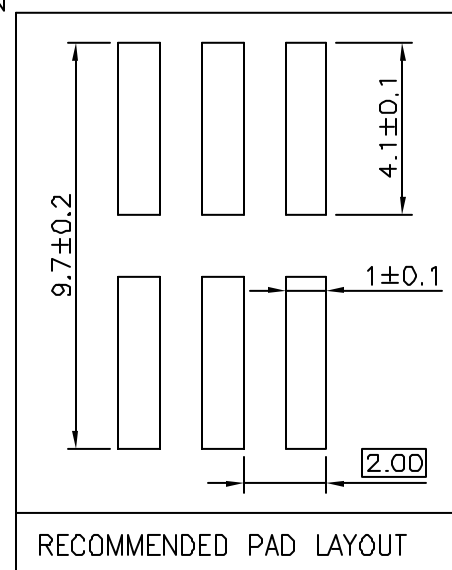
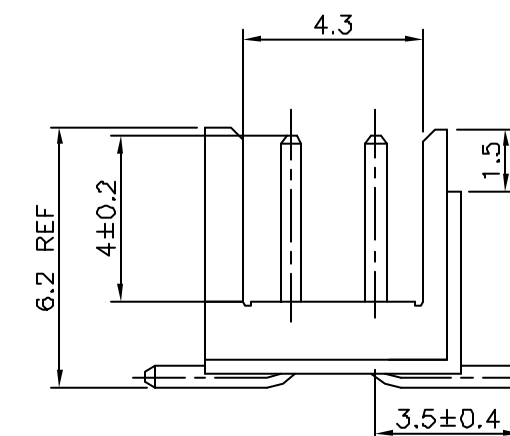
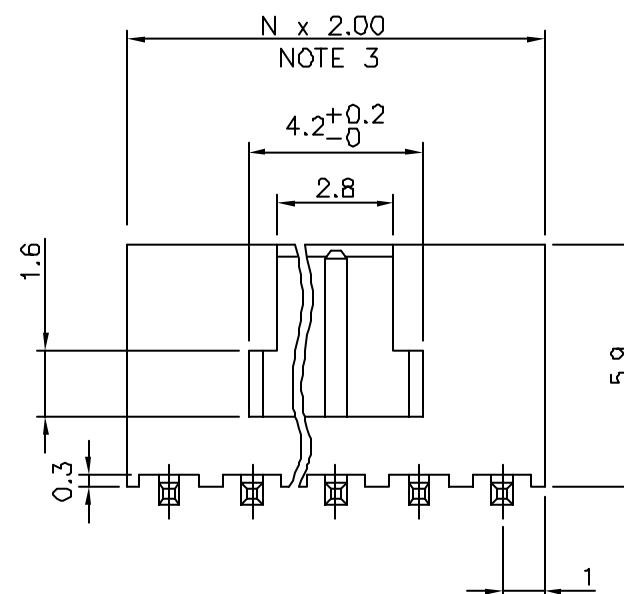
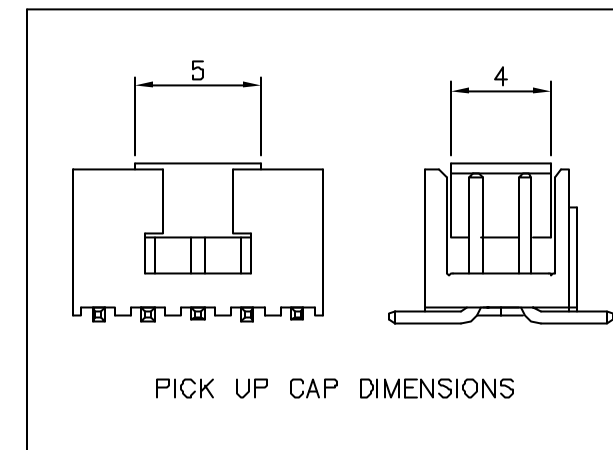
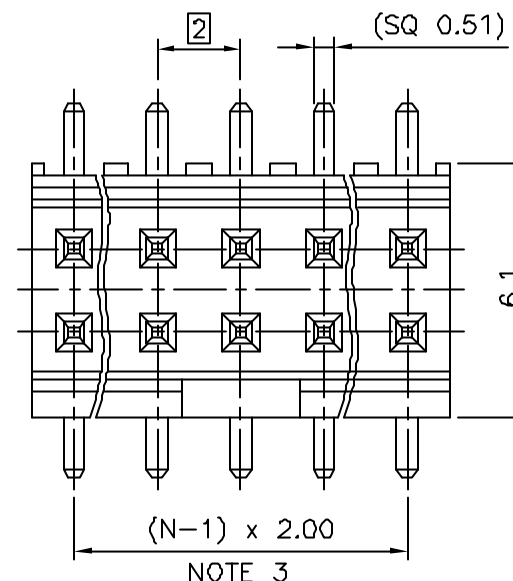
- MEETS PACKAGING SPECS AS PER GS-14-920

- d - THIS PRODUCT MEETS EUROPEAN DIRECTIVES  
AND OTHER COUNTRY REGULATIONS AS DISCRIBED  
IN GS-22-008.

WHEN REQUIRED, ADD SUFFIX LETTER "LF"  
INDICATES THE PRODUCT IS RoHS  
COMPATIBLE, SEE NOTE 6 & 7

PACKAGING, SEE NOTE 5

TOTAL NB OF POSITIONS, 08 TO 34



mat'l. code				surface	tolerance	projection	product family		
SEE NOTES				ISO 1302	ISO 406	ISO 101	MINITEK HEADER		
ltr	ecn	na	dr	date	tolerances unless otherwise specified		title		
K	F05-0128	LMU		05.02.21	angles	.X ±0.3	SHR HEADER 2.00mm SMT		
L	F06-0210	LMU		06.07.05	linear	.XX ±0.13			
M	F07-0191	J.CO		07.09.05	±2'	.XXX ±0.05			
N	F08-0145	ELA		15.04.08	dr	JL.CORDIER 97.07.26			
					engr	J.COMPAGNON 97.07.26	dwg no		
					chr	JL.CORDIER 97.07.26	sheet 1 of 1		
					appd	J.COMPAGNON 97.07.26	size		
sheet		revision					type		
index		sheet					CUSTOMER Drawing		