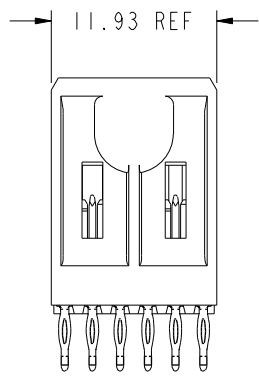
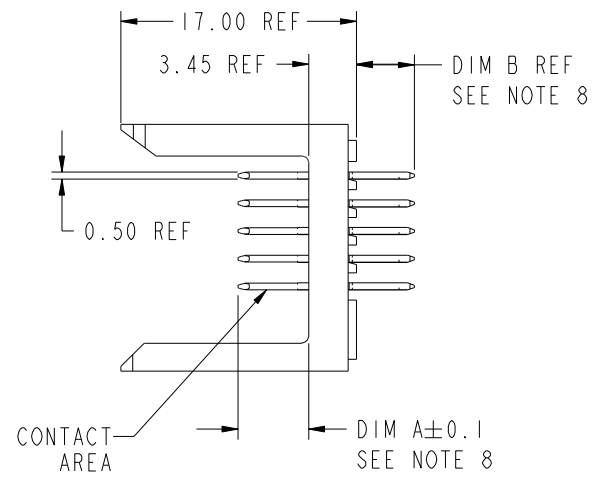
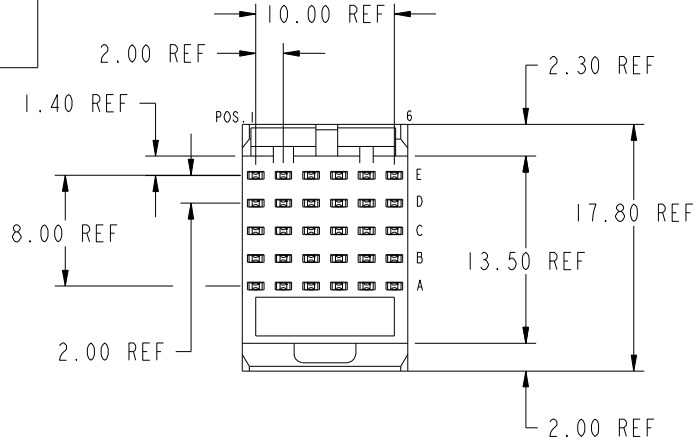


PRODUCT NUMBER
85674-XYX OR 85674-XYXX
85674-XYXLF OR 85674-XYXXLF



This document is the property of and embodies  
 CONFIDENTIAL and PROPRIETARY information of FCI.  
 No part of the information shown on this  
 document may be used in any way or disclosed  
 to others without the written consent of FCI.  
 Copyright FCI.

mat'l code				SEE NOTES				tolerances unless otherwise specified				CUSTOMER			 www.fciconnect.com		
ltr	ecn no.	dr	date	linear	0.X ±0.3			COPY			projection		title		METRAL SIGNAL HEADER		
CC	V06-0569	DCH	2006-06-12		0.XX ±0.13								I MOD, 5 ROW PRESS-FIT				
CD	DG07-0409	Cenh	10/18/07	angles	.XXX ±.051								product family		METRAL		
CE	DG07-0487	Cenh	12/04/07	dr	0° ±2°						size		213				
CF	DG08-0246	Cenh	09/26/08	enr	T.BRUNGARD	11/19/99					dwg no		85674				
CG	DG08-0303	Cenh	10/30/08	chr	M.STRAWSER	11/19/99		scale			A		sheet				
CH	DG09-0073	Cenh	03/05/09	appd	M.STRAWSER	02/29/00		2:1					1 of 10				
sheet index		revision sheet		CH	CH	CH	CH	CH	CH	CH	CH	CH	CH	CH	CH	CH	
				1	2	3	4	5	6	7	8	9	10				

REV E - 2006-04-18

Pro/E 3 cage code 22526 4

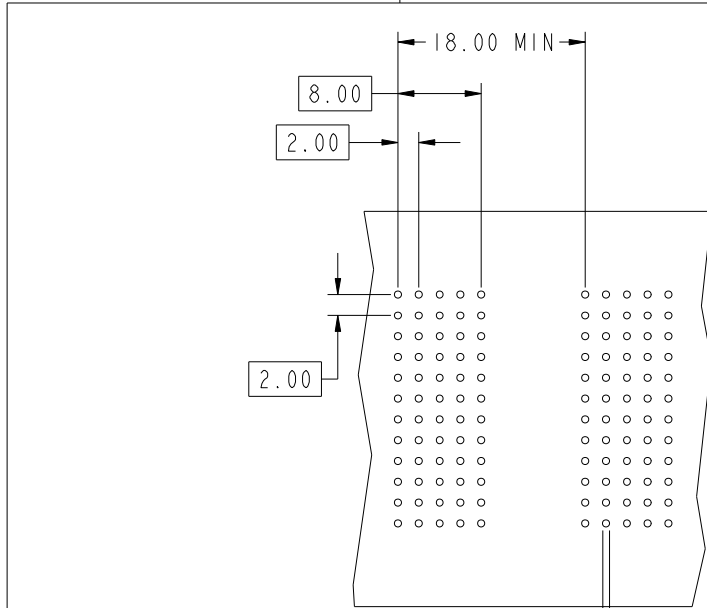


This document is the property of and embodies CONFIDENTIAL and PROPRIETARY information of FCI. No part of the information shown on this document may be used in any way or disclosed to others without the written consent of FCI. Copyright FCI.

REV E - 2008-04-18

A

B



$\text{⌀} \text{ } \text{⌀} 0.10$   
 REQUIRED PC BOARD LAYOUT  
 COMPONENT SIDE  
 SEE PRINT 58351 FOR  
 ADDITIONAL PCB INFORMATION

3

4

KEY (SIGNAL PRESS-FIT)		
CODE	DIMENSIONS	
	DIM "A" MATE	DIM "B" TAIL
1	5.00	4.30
2	5.75	4.30
3	6.50	4.30
4	7.25	4.30
5	5.00	13.60
6	5.75	13.60
7	6.50	13.60
8	7.25	13.60
11	6.50	17.00
19	8.00	4.30
20	8.00	13.60
21	8.00	17.00
22	5.00	12.10
29	8.00	14.60
30	5.00	12.90
31	5.75	12.90
40	5.00	15.60
41	6.50	15.60
49	5.75	15.10
52	8.00	15.10
59	5.00	11.80
61	6.50	11.80
64	5.75	14.90
65	5.00	16.30
67	7.25	16.30

A

B

mat'l code		--		tolerances unless otherwise specified		CUSTOMER		 www.fciconnect.com	
ltr	ecn no.	dr	date	linear	0.X ±0.3	COPY		 title METRAL SIGNAL HEADER 1 MOD, 5 ROW PRESS-FIT	product family METRAL code 213 size dwg no 85674 sheet 2
CH					0.XX ±0.13	 MIM			
					.XXX ±.051	scale 3:2			
				angles	0° ±2°				
				dr	T.BRUNGARD 11/19/99				
				enr	M.STRAWSER 11/19/99				
				chr	M.STRAWSER 11/19/99				
				appd	M.STRAWSER 02/29/00				
sheet index	revision sheet								

Pro/E

3

cage code 22526

4

This document is the property of and embodies CONFIDENTIAL and PROPRIETARY information of FCI. No part of the information shown on this document may be used in any way or disclosed to others without the written consent of FCI. Copyright FCI.



A

B

METRAL P/N	ROW	CONTACT CODE MOD. I					
		1	2	3	4	5	6
85674-X01	E	1	1	1	1	1	1
	D	1	1	1	1	1	1
	C	1	1	2	2	2	2
85674-X01LF	B	1	1	1	1	1	1
	A	1	1	1	1	1	1

METRAL P/N	ROW	CONTACT CODE MOD. I					
		1	2	3	4	5	6
85674-X02	E	5	5	5	5	5	5
	D	5	5	5	5	5	5
	C	5	5	6	6	6	6
85674-X02LF	B	5	5	5	5	5	5
	A	5	5	5	5	5	5

METRAL P/N	ROW	CONTACT CODE MOD. I					
		1	2	3	4	5	6
85674-X03	E	1	1	1	1	1	1
	D	1	1	1	1	1	1
	C	4	4	4	4	4	4
85674-X03LF	B	1	1	1	1	1	1
	A	1	1	1	1	1	1

METRAL P/N	ROW	CONTACT CODE MOD. I					
		1	2	3	4	5	6
85674-X04	E	1	1	1	1	1	1
	D	1	1	1	1	1	1
	C	8	8	8	8	8	8
85674-X04LF	B	1	1	1	1	1	1
	A	1	1	1	1	1	1

METRAL P/N	ROW	CONTACT CODE MOD. I					
		1	2	3	4	5	6
85674-X05	E	8	8	8	8	8	8
	D	8	8	8	8	8	8
	C	8	8	8	8	8	8
85674-X05LF	B	5	5	5	5	5	5
	A	5	5	5	5	5	5

METRAL P/N	ROW	CONTACT CODE MOD. I					
		1	2	3	4	5	6
85674-X06	E	5	5	5	5	5	5
	D	5	5	5	5	5	5
	C	5	5	5	5	5	5
85674-X06LF	B	5	5	5	8	8	5
	A	5	5	5	8	8	5

METRAL P/N	ROW	CONTACT CODE MOD. I					
		1	2	3	4	5	6
85674-X07	E	5	5	5	5	5	5
	D	5	5	5	5	5	5
	C	8	8	8	8	8	8
85674-X07LF	B	5	5	5	5	5	5
	A	5	5	5	5	5	5

METRAL P/N	ROW	CONTACT CODE MOD. I					
		1	2	3	4	5	6
85674-X08	E	8	8	8	8	8	5
	D	8	8	8	8	8	5
	C	8	8	8	8	8	5
85674-X08LF	B	8	8	8	8	8	5
	A	8	8	8	8	8	5

METRAL P/N	ROW	CONTACT CODE MOD. I					
		1	2	3	4	5	6
85674-X09	E	5	5	5	5	5	5
	D	5	5	5	5	5	5
	C	5	5	5	5	5	5
85674-X09LF	B	5	5	5	5	5	8
	A	5	5	5	5	5	8

METRAL P/N	ROW	CONTACT CODE MOD. I					
		1	2	3	4	5	6
85674-X10	E	2	2	2	2	2	2
	D	2	2	2	2	2	2
	C	2	2	2	2	2	2
85674-X10LF	B	2	-	-	-	-	2
	A	2	-	-	-	-	2

METRAL P/N	ROW	CONTACT CODE MOD. I					
		1	2	3	4	5	6
85674-X11	E	6	6	6	6	20	6
	D	6	6	6	6	20	6
	C	6	6	6	20	20	6
85674-X11LF	B	6	6	6	6	20	6
	A	6	6	6	6	20	6

METRAL P/N	ROW	CONTACT CODE MOD. I					
		1	2	3	4	5	6
85674-X12	E	3	2	2	2	2	2
	D	3	2	2	2	1	2
	C	3	2	2	2	2	2
85674-X12LF	B	3	2	2	2	2	2
	A	3	2	2	2	2	2

METRAL P/N	ROW	CONTACT CODE MOD. I					
		1	2	3	4	5	6
85674-X13	E	1	1	-	1	1	1
	D	1	1	-	1	1	1
	C	1	1	-	-	-	-
85674-X13LF	B	1	1	-	1	1	1
	A	1	1	-	1	1	1

METRAL P/N	ROW	CONTACT CODE MOD. I					
		1	2	3	4	5	6
85674-X14	E	2	2	49	49	49	49
	D	2	2	49	49	49	49
	C	2	2	49	49	49	49
85674-X14LF	B	2	2	49	49	49	49
	A	2	2	49	49	49	49

METRAL P/N	ROW	CONTACT CODE MOD. I					
		1	2	3	4	5	6
85674-X15	E	49	49	49	49	2	2
	D	49	49	49	49	2	2
	C	49	49	49	49	2	2
85674-X15LF	B	49	49	49	49	2	2
	A	49	49	49	49	2	2

METRAL P/N	ROW	CONTACT CODE MOD. I					
		1	2	3	4	5	6
85674-X16	E	2	2	2	2	2	2
	D	1	3	2	3	2	3
	C	1	3	2	3	2	3
85674-X16LF	B	1	3	2	3	2	3
	A	1	3	2	3	2	3

METRAL P/N	ROW	CONTACT CODE MOD. I					
		1	2	3	4	5	6
85674-X17	E	22	22	22	22	22	22
	D	22	22	22	31	22	22
	C	22	22	22	22	22	22
85674-X17LF	B	22	22	22	22	22	22
	A	22	22	22	22	7	22

METRAL P/N	ROW	CONTACT CODE MOD. I					
		1	2	3	4	5	6
85674-X18	E	7	7	7	7	7	-
	D	7	7	7	7	7	-
	C	7	7	7	7	7	-
85674-X18LF	B	-	7	7	7	7	-
	A	-	7	7	7	7	-

METRAL P/N	ROW	CONTACT CODE MOD. I					
		1	2	3	4	5	6
85674-X19	E	3	3	3	3	3	-
	D	3	3	3	3	3	-
	C	3	3	3	3	3	-
85674-X19LF	B	-	3	3	3	3	-
	A	-	3	3	3	3	-

METRAL P/N	ROW	CONTACT CODE MOD. I					
		1	2	3	4	5	6
85674-X20	E	2	2	2	2	2	2
	D	2	2	2	2	2	2
	C	2	2	2	2	2	2
85674-X20LF	B	2	2	2	2	1	2
	A	2	2	2	1	1	2

METRAL P/N	ROW	CONTACT CODE MOD. I					
		1	2	3	4	5	6
85674-X21	E	19	2	4	4	2	4
	D	19	2	4	4	2	4
	C	19	2	4	4	2	4
85674-X21LF	B	19	2	4	4	2	4
	A	19	2	4	4	2	4

METRAL P/N	ROW	CONTACT CODE MOD. I					
		1	2	3	4	5	6
85674-X22	E	7	7	7	7	7	7
	D	7	7	7	3	7	7
	C	7	7	7	7	7	7
85674-X22LF	B	7	7	7	7	7	7
	A	7	7	7	7	7	7

METRAL P/N	ROW	CONTACT CODE MOD. I					
		1	2	3	4	5	6
85674-X23	E	7	7	7	7	7	7
	D	7	7	7	7	7	7
	C	7	7	7	7	7	7
85674-X23LF	B	3	7	7	7	7	7
	A	7	7	7	7	7	7

METRAL P/N	ROW	CONTACT CODE MOD. I					
		1	2	3	4	5	6
85674-X24	E	52	7	7	7	7	7
	D	52	7	22	7	7	7
	C	52	7	7	7	7	7
85674-X24LF	B	52	7	7	7	7	7
	A	52	7	7	7	7	7

A

B

mat'l code		--		tolerances unless otherwise specified		CUSTOMER		 www.fciconnect.com	
ltr	ecn no.	dr	date	linear	0.X ±0.3	COPY		title	
CH					0.XX ±0.13	projection		METRAL SIGNAL HEADER	
				angles	.XXX ±.051			I MOD, 5 ROW PRESS-FIT	
				dr	0° ±2°			product family METRAL code	
				enrg	T.BRUNGARD 11/19/99	size		213	
				chr	M.STRAWSER 11/19/99	dwg no		85674	
				appd	M.STRAWSER 02/29/00	scale		3	
sheet index	revision sheet					A			

Pro/E

cage code 22526



This document is the property of and embodies CONFIDENTIAL and PROPRIETARY information of FCI. No part of the information shown on this document may be used in any way or disclosed to others without the written consent of FCI. Copyright FCI.

A

B

METRAL P/N	ROW	CONTACT CODE MOD. I					
		1	2	3	4	5	6
85674-X25	E	2	2	2	2	2	2
	D	2	2	2	2	2	2
	C	2	2	2	2	2	2
	B	2	-	-	-	-	2
85674-X25LF	A	2	-	2	-	-	2
85674-X26	E	2	2	2	6	6	6
	D	2	2	2	6	6	6
	C	2	2	2	6	6	6
	B	2	2	2	6	6	6
85674-X26LF	A	2	2	2	6	6	6
85674-X27	E	2	2	6	6	6	2
	D	2	2	6	6	6	2
	C	2	2	6	6	6	2
	B	2	2	6	6	6	2
85674-X27LF	A	2	2	6	6	6	2
85674-X28	E	3	3	3	3	3	3
	D	1	1	1	1	1	1
	C	1	1	1	1	1	1
	B	1	1	1	1	1	1
85674-X28LF	A	1	1	1	1	1	1
85674-X29	E	3	3	3	3	1	3
	D	3	3	3	3	3	3
	C	3	3	3	3	3	3
	B	3	3	3	3	3	3
85674-X29LF	A	3	3	3	3	3	3
85674-X30	E	7	7	7	7	5	7
	D	7	7	7	7	7	7
	C	7	7	7	7	7	7
	B	7	7	7	7	7	7
85674-X30LF	A	7	7	7	7	7	7
85674-X31	E	4	2	2	2	2	2
	D	4	2	2	2	1	2
	C	4	2	2	2	2	2
	B	4	2	2	2	2	2
85674-X31LF	A	4	2	2	2	2	2
85674-X32	E	2	2	2	2	2	2
	D	2	2	2	2	2	2
	C	2	2	4	4	2	2
	B	2	2	2	2	2	2
85674-X32LF	A	2	2	2	2	2	2
85674-X33	E	2	2	2	2	2	2
	D	2	2	2	2	2	2
	C	2	2	4	4	2	2
	B	2	2	2	2	2	2
85674-X33LF	A	2	2	4	4	2	2
85674-X34	E	2	2	2	2	2	2
	D	2	2	2	2	2	2
	C	2	2	2	2	2	2
	B	2	2	2	2	2	4
85674-X34LF	A	2	2	2	2	2	4
85674-X35	E	2	2	4	2	2	2
	D	2	2	2	2	2	2
	C	2	2	2	2	2	2
	B	2	2	2	2	2	2
85674-X35LF	A	2	2	2	4	2	2
85674-X36	E	2	2	4	4	2	2
	D	2	2	2	2	2	2
	C	2	2	4	4	2	2
	B	2	2	2	2	2	2
85674-X36LF	A	2	2	2	2	2	2
85674-X37	E	2	2	2	2	2	4
	D	2	2	2	2	2	4
	C	2	2	2	2	2	4
	B	2	2	2	2	2	4
85674-X37LF	A	2	2	2	2	2	4
85674-X38	E	2	2	2	2	2	4
	D	2	2	2	2	2	4
	C	2	2	2	2	2	2
	B	2	2	2	2	2	2
85674-X38LF	A	2	2	2	2	2	2
85674-X39	E	6	6	6	6	6	8
	D	6	6	6	6	6	8
	C	6	6	6	6	6	6
	B	6	6	6	6	6	6
85674-X39LF	A	6	6	6	6	6	6
85674-X40	E	1	1	1	1	1	1
	D	2	2	2	2	2	2
	C	2	2	2	1	1	1
	B	2	1	1	1	1	1
85674-X40LF	A	1	1	1	1	1	1
85674-X41	E	1	1	1	1	2	3
	D	2	2	2	1	1	3
	C	2	2	2	2	2	3
	B	2	2	2	2	2	3
85674-X41LF	A	2	2	1	1	1	3
85674-X42	E	2	2	2	2	2	2
	D	2	2	2	2	2	2
	C	2	2	2	2	2	2
	B	2	2	2	2	1	2
85674-X42LF	A	2	2	2	2	2	2
85674-X43	E	5	5	5	5	5	5
	D	6	6	6	6	6	6
	C	6	6	6	5	5	5
	B	6	5	5	5	5	5
85674-X43LF	A	5	5	5	5	5	5
85674-X44	E	6	6	6	6	6	6
	D	6	6	6	6	5	5
	C	6	6	6	6	6	6
	B	5	6	5	5	5	6
85674-X44LF	A	5	6	5	5	5	6
85674-X45	E	3	3	3	3	2	3
	D	3	3	3	3	3	3
	C	3	3	3	3	3	3
	B	3	3	3	3	3	3
85674-X45LF	A	3	3	3	3	3	3
85674-X46	E	5	7	7	7	7	7
	D	7	7	7	7	7	7
	C	7	7	7	7	7	7
	B	7	7	7	7	7	7
85674-X46LF	A	7	7	7	7	7	7
85674-X47	E	7	7	7	7	7	7
	D	7	4	1	7	7	7
	C	4	1	7	4	1	7
	B	7	7	4	1	7	7
85674-X47LF	A	7	7	7	6	1	7
85674-X48	E	-	5	9	5	9	5
	D	-	5	9	5	9	5
	C	-	5	9	5	9	5
	B	-	5	9	5	9	5
85674-X48LF	A	-	5	9	5	9	5

A

B

mat'l code		--		tolerances unless otherwise specified		CUSTOMER		FCI		www.fciconnect.com	
ltr	ecn no.	dr	date	linear	0.X ±0.3	COPY		title		METRAL SIGNAL HEADER	
CH					0.XX ±0.13	projection		I MOD, 5 ROW PRESS-FIT		product family	
				angles	.XXX ±.051			size		METRAL	
				dr	0° ±2°			dwg no		code	
				engr	T.BRUNGARD 11/19/99	scale		85674		213	
				chr	M.STRAWSER 11/19/99	1:1		A		sheet	
				appd	M.STRAWSER 02/29/00					4	
sheet index	revision sheet										

cage code 22526 4

Pro/E

3





This document is the property of and embodies CONFIDENTIAL and PROPRIETARY information of FCI. No part of the information shown on this document may be used in any way or disclosed to others without the written consent of FCI. Copyright FCI.

A

B

METRAL P/N	ROW	CONTACT CODE MOD. I					
		1	2	3	4	5	6
85674-X73	E	20	6	8	8	6	20
	D	20	6	8	8	6	20
85674-X73LF	C	20	6	8	8	6	20
	B	20	6	8	8	6	20
85674-X73LF	A	20	6	8	8	6	20

METRAL P/N	ROW	CONTACT CODE MOD. I					
		1	2	3	4	5	6
85674-X74	E	2	2	2	2	2	1
	D	2	2	2	2	2	2
85674-X74LF	C	2	2	2	2	2	2
	B	2	2	2	2	1	2
85674-X74LF	A	2	2	2	2	1	2

METRAL P/N	ROW	CONTACT CODE MOD. I					
		1	2	3	4	5	6
85674-X75	E	2	2	2	2	3	3
	D	2	2	2	2	3	3
85674-X75LF	C	2	2	2	2	3	3
	B	4	4	4	4	3	3
85674-X75LF	A	4	4	4	4	3	3

METRAL P/N	ROW	CONTACT CODE MOD. I					
		1	2	3	4	5	6
85674-X76	E	2	2	2	3	3	3
	D	2	2	2	3	3	3
85674-X76LF	C	2	2	2	3	3	3
	B	2	2	2	3	3	3
85674-X76LF	A	2	2	2	3	3	3

METRAL P/N	ROW	CONTACT CODE MOD. I					
		1	2	3	4	5	6
85674-X77	E	3	3	3	2	2	2
	D	3	3	3	2	2	2
85674-X77LF	C	3	3	3	2	2	2
	B	3	3	3	2	2	2
85674-X77LF	A	3	3	3	2	2	2

METRAL P/N	ROW	CONTACT CODE MOD. I					
		1	2	3	4	5	6
85674-X78	E	3	4	2	2	2	3
	D	3	4	2	2	2	3
85674-X78LF	C	3	4	2	2	2	3
	B	3	4	2	2	2	3
85674-X78LF	A	3	4	2	2	2	3

METRAL P/N	ROW	CONTACT CODE MOD. I					
		1	2	3	4	5	6
85674-X79	E	3	2	2	2	2	2
	D	3	2	2	2	2	2
85674-X79LF	C	3	2	2	2	2	2
	B	3	2	2	2	2	2
85674-X79LF	A	3	2	2	2	2	2

METRAL P/N	ROW	CONTACT CODE MOD. I					
		1	2	3	4	5	6
85674-X80	E	2	2	1	1	3	3
	D	2	2	3	3	3	3
85674-X80LF	C	2	2	3	3	3	3
	B	1	2	3	3	3	3
85674-X80LF	A	1	2	3	3	3	3

METRAL P/N	ROW	CONTACT CODE MOD. I					
		1	2	3	4	5	6
85674-X81	E	2	2	3	3	3	4
	D	2	2	3	3	3	4
85674-X81LF	C	2	2	3	3	3	4
	B	2	2	3	3	3	4
85674-X81LF	A	2	2	3	3	3	4

METRAL P/N	ROW	CONTACT CODE MOD. I					
		1	2	3	4	5	6
85674-X82	E	3	3	3	3	3	1
	D	3	3	3	3	3	1
85674-X82LF	C	3	3	3	3	3	1
	B	3	3	3	3	3	1
85674-X82LF	A	3	3	3	3	3	1

METRAL P/N	ROW	CONTACT CODE MOD. I					
		1	2	3	4	5	6
85674-X83	E	1	3	3	3	3	3
	D	1	3	3	3	3	3
85674-X83LF	C	1	3	3	3	3	3
	B	1	3	3	3	3	3
85674-X83LF	A	1	3	3	3	3	3

METRAL P/N	ROW	CONTACT CODE MOD. I					
		1	2	3	4	5	6
85674-X84	E	3	3	1	2	2	3
	D	3	3	1	2	2	3
85674-X84LF	C	3	3	1	2	2	3
	B	3	3	1	2	2	3
85674-X84LF	A	3	3	1	2	2	3

METRAL P/N	ROW	CONTACT CODE MOD. I					
		1	2	3	4	5	6
85674-X85	E	7	7	6	8	3	3
	D	7	7	6	8	3	3
85674-X85LF	C	7	7	6	8	3	3
	B	7	7	6	8	3	3
85674-X85LF	A	7	7	6	8	3	3

METRAL P/N	ROW	CONTACT CODE MOD. I					
		1	2	3	4	5	6
85674-X86	E	4	4	4	4	3	3
	D	4	4	4	4	3	3
85674-X86LF	C	4	4	4	4	3	3
	B	4	4	4	4	3	3
85674-X86LF	A	4	4	4	4	3	3

METRAL P/N	ROW	CONTACT CODE MOD. I					
		1	2	3	4	5	6
85674-X87	E	3	4	3	4	3	4
	D	3	4	3	4	3	4
85674-X87LF	C	3	4	4	4	4	4
	B	3	4	2	4	2	4
85674-X87LF	A	3	4	2	4	2	4

METRAL P/N	ROW	CONTACT CODE MOD. I					
		1	2	3	4	5	6
85674-X88	E	8	7	8	8	7	7
	D	8	7	8	8	7	7
85674-X88LF	C	8	7	8	8	7	7
	B	8	7	8	8	7	7
85674-X88LF	A	8	7	8	8	7	7

METRAL P/N	ROW	CONTACT CODE MOD. I					
		1	2	3	4	5	6
85674-X89	E	3	8	6	6	6	6
	D	3	8	6	6	6	6
85674-X89LF	C	3	8	6	6	6	6
	B	3	8	6	6	6	6
85674-X89LF	A	3	8	6	6	6	6

METRAL P/N	ROW	CONTACT CODE MOD. I					
		1	2	3	4	5	6
85674-X90	E	2	2	2	2	2	2
	D	2	2	2	2	2	2
85674-X90LF	C	2	2	2	2	2	4
	B	2	2	2	2	2	2
85674-X90LF	A	2	2	2	2	2	2

METRAL P/N	ROW	CONTACT CODE MOD. I					
		1	2	3	4	5	6
85674-X91	E	2	2	2	2	2	2
	D	1	2	2	2	2	2
85674-X91LF	C	2	2	2	2	2	2
	B	2	2	2	2	2	2
85674-X91LF	A	2	2	2	2	2	2

METRAL P/N	ROW	CONTACT CODE MOD. I					
		1	2	3	4	5	6
85674-X92	E	3	4	3	4	3	4
	D	3	4	3	4	3	4
85674-X92LF	C	4	4	4	4	4	4
	B	2	4	2	4	2	4
85674-X92LF	A	2	4	2	4	2	4

METRAL P/N	ROW	CONTACT CODE MOD. I					
		1	2	3	4	5	6
85674-X93	E	3	4	2	2	2	2
	D	3	4	2	2	2	2
85674-X93LF	C	3	4	2	2	2	2
	B	3	4	2	2	2	2
85674-X93LF	A	3	4	2	2	2	2

METRAL P/N	ROW	CONTACT CODE MOD. I					
		1	2	3	4	5	6
85674-X94	E	4	3	4	3	4	4
	D	4	3	4	3	4	4
85674-X94LF	C	4	4	4	4	4	4
	B	4	2	4	2	4	4
85674-X94LF	A	4	2	4	2	4	4

METRAL P/N	ROW	CONTACT CODE MOD. I					
		1	2	3	4	5	6
85674-X95	E	4	4	3	4	3	4
	D	4	4	3	4	3	4
85674-X95LF	C	4	4	4	4	4	4
	B	4	4	2	4	2	4
85674-X95LF	A	4	4	2	4	2	4

METRAL P/N	ROW	CONTACT CODE MOD. I					
		1	2	3	4	5	6
85674-X96	E	3	4	3	4	1	2
	D	3	4	3	4	2	2
85674-X96LF	C	4	4	4	4	4	2
	B	2	4	2	4	1	2
85674-X96LF	A	2	4	2	4	1	2

A

B

mat'l code		--		tolerances unless otherwise specified		CUSTOMER		FCI		www.fciconnect.com	
ltr	ecn no.	dr	date	linear	0.X ±0.3	COPY		title		METRAL SIGNAL HEADER	
CH				angles	0.XX ±0.13	projection	I MOD, 5 ROW PRESS-FIT		product family		code
				dr	.XXX ±.051	MIM		size		213	
				enrg	0° ±2°	M		dwg no		sheet	
				chr	T.BRUNGARD 11/19/99	scale		85674		6	
				appd	M.STRAWSER 11/19/99	1:1		A			
sheet index	revision sheet				M.STRAWSER 02/29/00						



This document is the property of and embodies CONFIDENTIAL and PROPRIETARY information of FCI. No part of the information shown on this document may be used in any way or disclosed to others without the written consent of FCI. Copyright FCI.

REV E - 2008-04-18

A

B

METRAL P/N	ROW	CONTACT CODE MOD. I					
		1	2	3	4	5	6
85674-X97	E	4	-	4	4	4	3
	D	4	-	4	4	4	3
	C	4	-	4	4	4	3
85674-X97LF	B	4	-	4	4	4	3
	A	4	-	4	4	4	3

METRAL P/N	ROW	CONTACT CODE MOD. I					
		1	2	3	4	5	6
85674-X98	E	3	4	3	3	3	3
	D	3	4	3	3	3	3
	C	3	4	3	3	3	3
85674-X98LF	B	3	4	3	3	3	3
	A	3	4	3	3	3	3

METRAL P/N	ROW	CONTACT CODE MOD. I					
		1	2	3	4	5	6
85674-X99	E	2	2	1	1	2	2
	D	2	2	2	2	2	2
	C	2	2	2	2	2	2
85674-X99LF	B	1	2	2	2	2	2
	A	1	2	2	2	2	2

METRAL P/N	ROW	CONTACT CODE MOD. I					
		1	2	3	4	5	6
85674-X100	E	2	2	1	2	2	2
	D	2	2	1	2	2	2
	C	2	2	2	2	2	2
85674-X100LF	B	2	2	2	2	2	2
	A	2	2	2	2	2	2

METRAL P/N	ROW	CONTACT CODE MOD. I					
		1	2	3	4	5	6
85674-X101	E	2	2	2	2	2	1
	D	2	2	2	2	2	2
	C	2	1	2	2	2	2
85674-X101LF	B	2	1	2	2	1	2
	A	2	2	2	2	1	2

METRAL P/N	ROW	CONTACT CODE MOD. I					
		1	2	3	4	5	6
85674-X102	E	4	4	-	2	2	2
	D	4	4	-	2	2	4
	C	4	4	-	2	2	2
85674-X102LF	B	-	-	-	2	2	2
	A	4	4	-	2	2	2

METRAL P/N	ROW	CONTACT CODE MOD. I					
		1	2	3	4	5	6
85674-X103	E	29	29	29	7	7	7
	D	29	29	29	7	7	7
	C	29	29	29	7	7	7
85674-X103LF	B	29	29	29	7	7	7
	A	29	29	29	7	7	7

METRAL P/N	ROW	CONTACT CODE MOD. I					
		1	2	3	4	5	6
85674-X104	E	7	7	7	29	29	29
	D	7	7	7	29	29	29
	C	7	7	7	29	29	29
85674-X104LF	B	7	7	7	29	29	29
	A	7	7	7	29	29	29

METRAL P/N	ROW	CONTACT CODE MOD. I					
		1	2	3	4	5	6
85674-X105	E	7	8	7	8	7	8
	D	7	8	7	8	7	8
	C	8	8	8	8	8	8
85674-X105LF	B	6	8	6	8	6	8
	A	6	8	6	8	6	8

METRAL P/N	ROW	CONTACT CODE MOD. I					
		1	2	3	4	5	6
85674-X106	E	7	8	7	8	1	2
	D	7	8	7	8	2	2
	C	8	8	8	8	2	2
85674-X106LF	B	6	8	6	8	1	2
	A	6	8	6	8	1	2

METRAL P/N	ROW	CONTACT CODE MOD. I					
		1	2	3	4	5	6
85674-X107	E	19	19	19	3	3	3
	D	19	19	19	3	3	3
	C	19	19	19	3	3	3
85674-X107LF	B	19	19	19	3	3	3
	A	19	19	19	3	3	3

METRAL P/N	ROW	CONTACT CODE MOD. I					
		1	2	3	4	5	6
85674-X108	E	3	3	3	19	19	19
	D	3	3	3	19	19	19
	C	3	3	3	19	19	19
85674-X108LF	B	3	3	3	19	19	19
	A	3	3	3	19	19	19

METRAL P/N	ROW	CONTACT CODE MOD. I					
		1	2	3	4	5	6
85674-X109	E	2	2	2	2	2	2
	D	3	2	2	2	2	2
	C	4	2	2	2	2	4
85674-X109LF	B	2	2	2	2	2	2
	A	2	2	2	2	2	2

METRAL P/N	ROW	CONTACT CODE MOD. I					
		1	2	3	4	5	6
85674-X110	E	2	2	2	2	2	19
	D	2	2	2	2	2	19
	C	2	2	2	2	2	19
85674-X110LF	B	2	2	2	2	2	19
	A	2	2	2	2	2	19

METRAL P/N	ROW	CONTACT CODE MOD. I					
		1	2	3	4	5	6
85674-X111	E	6	6	6	6	6	20
	D	6	6	6	6	6	20
	C	6	6	6	6	6	20
85674-X111LF	B	6	6	6	6	6	20
	A	6	6	6	6	6	20

METRAL P/N	ROW	CONTACT CODE MOD. I					
		1	2	3	4	5	6
85674-X112	E	64	64	64	64	64	64
	D	64	64	64	64	64	64
	C	67	64	64	64	64	64
85674-X112LF	B	64	64	64	64	64	64
	A	64	64	64	64	64	64

METRAL P/N	ROW	CONTACT CODE MOD. I					
		1	2	3	4	5	6
85674-X113	E	67	64	64	64	64	64
	D	67	64	64	64	64	64
	C	67	64	64	64	64	64
85674-X113LF	B	67	64	64	64	64	64
	A	67	64	64	64	64	64

METRAL P/N	ROW	CONTACT CODE MOD. I					
		1	2	3	4	5	6
85674-X114	E	6	-	6	-	6	-
	D	-	-	-	-	-	-
	C	6	-	6	-	6	-
85674-X114LF	B	-	-	-	-	-	-
	A	6	-	6	-	6	-

METRAL P/N	ROW	CONTACT CODE MOD. I					
		1	2	3	4	5	6
85674-X115	E	64	64	64	64	64	64
	D	64	64	64	64	64	64
	C	65	64	64	64	64	64
85674-X115LF	B	64	64	64	64	64	64
	A	64	64	64	64	64	64

METRAL P/N	ROW	CONTACT CODE MOD. I					
		1	2	3	4	5	6
85674-X116	E	4	4	-	2	2	2
	D	4	4	-	2	2	4
	C	4	4	-	2	2	2
85674-X116LF	B	-	-	-	2	2	2
	A	4	4	4	4	4	4

METRAL P/N	ROW	CONTACT CODE MOD. I					
		1	2	3	4	5	6
85674-X117	E	-	4	2	4	2	4
	D	-	4	2	4	2	4
	C	-	4	4	4	4	4
85674-X117LF	B	-	4	2	4	2	4
	A	-	4	2	4	2	4

METRAL P/N	ROW	CONTACT CODE MOD. I					
		1	2	3	4	5	6
85674-X118	E	2	2	19	19	19	19
	D	2	2	19	19	19	19
	C	2	2	19	19	19	19
85674-X118LF	B	2	2	19	19	19	19
	A	2	2	19	19	19	19

METRAL P/N	ROW	CONTACT CODE MOD. I					
		1	2	3	4	5	6
85674-X119	E	1	1	1	3	1	1
	D	1	1	1	3	1	1
	C	1	1	1	3	1	1
85674-X119LF	B	1	1	1	3	1	1
	A	1	1	1	3	1	1

METRAL P/N	ROW	CONTACT CODE MOD. I					
		1	2	3	4	5	6
85674-X120	E	1	2	2	2	2	2
	D	2	2	2	2	2	2
	C	2	2	2	2	2	2
85674-X120LF	B	2	2	2	2	2	2
	A	2	2	2	2	2	2

A

B

mat'l code		--		Tolerances unless otherwise specified		CUSTOMER		FCI		www.fciconnect.com	
ltr	ecn no.	dr	date	linear	0.X ±0.3	COPY		projection		title	
CH					0.XX ±0.13	MIM		METRAL SIGNAL HEADER		I MOD, 5 ROW PRESS-FIT	
				angles	.XXX ±.051	MIM		product family		METRAL	
				dr	0° ±2°	MIM		size		213	
				enr	T.BRUNGARD 11/19/99	MIM		dwg no		85674	
				chr	M.STRAWSER 11/19/99	MIM		scale		7	
				appd	M.STRAWSER 02/29/00	MIM		A		sheet	
sheet index	revision sheet					1:1				cage code	
										22526	

1 | 2



This document is the property of and embodies CONFIDENTIAL and PROPRIETARY information of FCI. No part of the information shown on this document may be used in any way or disclosed to others without the written consent of FCI. Copyright FCI.

REV E - 2008-04-18

A

B

METRAL P/N	ROW	CONTACT CODE MOD. I					
		1	2	3	4	5	6
85674-X121	E	6	6	6	5	6	6
	D	6	6	6	6	6	6
-----	C	6	6	6	6	6	6
85674-X121LF	B	6	6	6	6	6	6
	A	6	6	6	6	6	6

METRAL P/N	ROW	CONTACT CODE MOD. I					
		1	2	3	4	5	6
85674-X122	E	6	5	6	6	6	6
	D	6	6	6	6	6	6
-----	C	6	6	6	6	6	6
85674-X122LF	B	6	6	6	6	6	6
	A	6	6	6	6	6	6

METRAL P/N	ROW	CONTACT CODE MOD. I					
		1	2	3	4	5	6
85674-X123	E	2	1	2	2	2	2
	D	2	2	2	2	2	2
-----	C	2	2	2	2	2	2
85674-X123LF	B	2	2	2	2	2	2
	A	2	2	2	2	2	2

METRAL P/N	ROW	CONTACT CODE MOD. I					
		1	2	3	4	5	6
85674-X124	E	6	6	6	7	8	8
	D	6	6	6	6	8	8
-----	C	6	8	8	6	6	6
85674-X124LF	B	6	6	6	6	8	8
	A	6	6	5	6	8	8

METRAL P/N	ROW	CONTACT CODE MOD. I					
		1	2	3	4	5	6
85674-X125	E	1	2	2	2	2	2
	D	1	2	2	2	2	2
-----	C	1	2	2	2	2	2
85674-X125LF	B	1	2	2	2	2	2
	A	1	2	2	2	2	2

METRAL P/N	ROW	CONTACT CODE MOD. I					
		1	2	3	4	5	6
85674-X126	E	3	3	3	3	3	1
	D	3	3	3	3	3	3
-----	C	3	3	3	3	3	4
85674-X126LF	B	3	3	3	3	3	3
	A	3	3	3	3	3	1

METRAL P/N	ROW	CONTACT CODE MOD. I					
		1	2	3	4	5	6
85674-X127	E	4	2	2	2	2	2
	D	4	2	2	2	2	2
-----	C	4	2	2	2	2	2
85674-X127LF	B	4	2	2	2	2	4
	A	4	2	2	2	2	2

METRAL P/N	ROW	CONTACT CODE MOD. I					
		1	2	3	4	5	6
85674-X128	E	19	2	2	2	2	2
	D	2	2	2	2	2	2
-----	C	2	2	2	2	2	2
85674-X128LF	B	2	2	2	2	2	2
	A	2	1	2	2	2	2

METRAL P/N	ROW	CONTACT CODE MOD. I					
		1	2	3	4	5	6
85674-X129	E	19	2	2	2	2	2
	D	2	2	2	2	2	2
-----	C	2	2	2	2	2	2
85674-X129LF	B	1	2	2	2	2	2
	A	2	1	2	2	2	2

METRAL P/N	ROW	CONTACT CODE MOD. I					
		1	2	3	4	5	6
85674-X130	E	6	6	6	6	6	2
	D	6	6	6	6	6	2
-----	C	6	6	6	6	6	2
85674-X130LF	B	6	6	6	2	6	2
	A	6	6	6	6	6	2

METRAL P/N	ROW	CONTACT CODE MOD. I					
		1	2	3	4	5	6
85674-X131	E	2	2	2	2	2	2
	D	2	2	2	2	2	2
-----	C	2	2	2	2	2	2
85674-X131LF	B	2	2	2	19	2	2
	A	2	2	2	2	2	2

METRAL P/N	ROW	CONTACT CODE MOD. I					
		1	2	3	4	5	6
85674-X132	E	1	3	3	1	3	3
	D	1	1	1	1	1	1
-----	C	1	1	1	1	1	1
85674-X132LF	B	1	1	1	1	1	1
	A	1	3	3	1	3	1

METRAL P/N	ROW	CONTACT CODE MOD. I						
		1	2	3	4	5	6	
85674-X133	E	59	7	3	1	7	59	7
	D	59	7	3	1	7	59	7
-----	C	59	7	3	1	7	59	7
85674-X133LF	B	59	7	3	1	7	59	7
	A	59	7	3	1	7	59	7

METRAL P/N	ROW	CONTACT CODE MOD. I					
		1	2	3	4	5	6
85674-X134	E	2	2	2	2	1	2
	D	2	2	2	2	2	2
-----	C	2	2	2	2	2	2
85674-X134LF	B	2	2	2	2	2	2
	A	2	2	2	2	2	2

METRAL P/N	ROW	CONTACT CODE MOD. I					
		1	2	3	4	5	6
85674-X135	E	1	1	2	2	3	3
	D	1	1	2	2	3	3
-----	C	1	1	2	2	3	3
85674-X135LF	B	1	1	2	2	3	3
	A	1	1	2	2	3	3

METRAL P/N	ROW	CONTACT CODE MOD. I					
		1	2	3	4	5	6
85674-X136	E	2	2	2	2	2	2
	D	2	2	2	2	2	2
-----	C	2	2	2	2	2	2
85674-X136LF	B	2	2	2	2	2	2
	A	2	2	2	2	2	3

METRAL P/N	ROW	CONTACT CODE MOD. I					
		1	2	3	4	5	6
85674-X137	E	2	2	2	2	2	2
	D	2	2	2	2	2	2
-----	C	-	-	-	-	-	-
85674-X137LF	B	2	2	2	2	2	2
	A	2	2	2	2	2	1

METRAL P/N	ROW	CONTACT CODE MOD. I					
		1	2	3	4	5	6
85674-X138	E	1	1	-	2	2	2
	D	1	1	-	2	2	1
-----	C	1	1	-	-	-	-
85674-X138LF	B	1	1	-	2	2	2
	A	1	1	-	2	2	1

METRAL P/N	ROW	CONTACT CODE MOD. I					
		1	2	3	4	5	6
85674-X139	E	3	3	3	3	3	3
	D	3	3	3	3	3	3
-----	C	1	3	3	3	3	3
85674-X139LF	B	3	3	3	3	3	3
	A	3	3	3	3	3	3

METRAL P/N	ROW	CONTACT CODE MOD. I					
		1	2	3	4	5	6
85674-X140	E	3	3	2	2	2	2
	D	3	3	2	2	2	2
-----	C	3	3	2	2	2	2
85674-X140LF	B	3	3	2	2	2	2
	A	3	3	2	2	2	2

METRAL P/N	ROW	CONTACT CODE MOD. I					
		1	2	3	4	5	6
85674-X141	E	1	1	1	1	1	1
	D	1	1	3	3	1	1
-----	C	1	1	3	3	1	1
85674-X141LF	B	1	1	1	1	1	1
	A	1	1	1	1	1	1

METRAL P/N	ROW	CONTACT CODE MOD. I					
		1	2	3	4	5	6
85674-X142	E	2	2	2	2	3	2
	D	2	2	2	2	3	2
-----	C	2	2	2	2	3	2
85674-X142LF	B	2	2	2	2	3	2
	A	2	2	2	2	3	2

METRAL P/N	ROW	CONTACT CODE MOD. I					
		1	2	3	4	5	6
85674-X143	E	2	2	2	2	2	19
	D	2	2	2	2	2	19
-----	C	2	2	2	2	2	19
85674-X143LF	B	2	2	2	2	2	19
	A	2	2	1	2	2	19

METRAL P/N	ROW	CONTACT CODE MOD. I					
		1	2	3	4	5	6
85674-X144	E	19	2	19	2	19	19
	D	19	2	19	2	19	19
-----	C	19	2	19	2	19	19
85674-X144LF	B	19	2	19	2	19	19
	A	19	2	19	2	19	19

A

B

mat'l code		--		Tolerances unless otherwise specified		CUSTOMER		FCI		www.fciconnect.com	
ltr	ecn no.	dr	date	linear	0.X ±0.3	COPY		title		METRAL SIGNAL HEADER	
CH				angles	0.XXX ±.051	projection	I MOD, 5 ROW PRESS-FIT		product family		code
				dr	0° ±2°	MIM		size		213	
				enrg	T.BRUNGARD 11/19/99	scale		dwg no		8	
				chr	M.STRAWSER 11/19/99	1:1		85674		sheet	
				appd	M.STRAWSER 02/29/00			A		8	
sheet index	revision sheet										

cage code 22526 4

Pro/E





This document is the property of and embodies CONFIDENTIAL and PROPRIETARY information of FCI. No part of the information shown on this document may be used in any way or disclosed to others without the written consent of FCI. Copyright FCI.

METRAL P/N	ROW	CONTACT MOD.					CODE
		1	2	3	4	5	
85674-X145	E	3	3	3	3	2	1
	D	3	3	3	3	2	1
	C	3	3	3	3	2	1
85674-X145LF	B	3	3	3	3	2	1
	A	3	3	3	3	2	1

METRAL P/N	ROW	CONTACT MOD.					CODE
		1	2	3	4	5	
85674-X146	E	2	2	2	2	2	2
	D	2	2	2	2	2	2
	C	2	2	2	3	2	2
85674-X146LF	B	2	2	2	3	2	2
	A	2	2	2	2	2	2

METRAL P/N	ROW	CONTACT MOD.					CODE
		1	2	3	4	5	
85674-X147	E	2	2	2	2	2	2
	D	2	2	1	2	2	2
	C	2	2	2	2	2	2
85674-X147LF	B	2	2	2	2	2	2
	A	2	2	2	2	2	2

METRAL P/N	ROW	CONTACT MOD.					CODE
		1	2	3	4	5	
85674-X148	E	1	1	2	2	2	2
	D	1	1	2	2	2	2
	C	2	2	2	2	2	2
85674-X148LF	B	1	1	2	2	2	2
	A	1	1	2	2	2	2

METRAL P/N	ROW	CONTACT MOD.					CODE
		1	2	3	4	5	
85674-X149	E	2	2	2	2	2	2
	D	2	2	2	2	1	2
	C	2	2	2	2	1	2
85674-X149LF	B	2	2	2	2	2	2
	A	2	2	2	2	2	2

METRAL P/N	ROW	CONTACT MOD.					CODE
		1	2	3	4	5	
85674-X150	E	1	1	1	2	2	2
	D	2	2	2	2	2	2
	C	2	2	2	2	2	2
85674-X150LF	B	2	2	2	2	2	2
	A	2	2	2	2	2	2

METRAL P/N	ROW	CONTACT MOD.					CODE
		1	2	3	4	5	
85674-X151	E	6	6	6	6	6	6
	D	6	6	6	6	6	5
	C	6	6	6	6	6	6
85674-X151LF	B	6	6	6	6	6	6
	A	6	6	6	6	6	6

METRAL P/N	ROW	CONTACT MOD.					CODE
		1	2	3	4	5	
85674-X152	E	7	6	6	6	6	6
	D	7	6	6	6	6	6
	C	6	6	6	6	6	6
85674-X152LF	B	7	6	6	6	6	6
	A	7	6	6	6	6	6

METRAL P/N	ROW	CONTACT MOD.					CODE
		1	2	3	4	5	
85674-X153	E	2	2	2	2	2	2
	D	2	2	2	2	2	2
	C	2	2	2	2	2	2
85674-X153LF	B	2	2	2	2	2	2
	A	2	2	1	2	2	2

METRAL P/N	ROW	CONTACT MOD.					CODE
		1	2	3	4	5	
85674-X154	E	2	2	2	2	2	2
	D	2	2	2	2	2	2
	C	2	2	2	1	2	2
85674-X154LF	B	2	2	2	2	2	2
	A	2	2	2	2	2	2

METRAL P/N	ROW	CONTACT MOD.					CODE
		1	2	3	4	5	
85674-X155	E	1	1	9	3	3	3
	D	3	1	9	3	3	3
	C	3	1	9	3	3	3
85674-X155LF	B	1	9	3	3	3	3
	A	1	9	3	3	3	3

METRAL P/N	ROW	CONTACT MOD.					CODE
		1	2	3	4	5	
85674-X156	E	1	1	1	1	1	2
	D	1	1	1	1	1	2
	C	1	1	1	1	1	2
85674-X156LF	B	1	1	1	1	1	2
	A	1	1	1	1	1	2

METRAL P/N	ROW	CONTACT MOD.					CODE
		1	2	3	4	5	
85674-X157	E	3	3	3	3	1	9
	D	3	3	3	3	1	9
	C	3	3	3	3	1	9
85674-X157LF	B	3	3	3	3	1	9
	A	3	3	3	3	1	9

METRAL P/N	ROW	CONTACT MOD.					CODE
		1	2	3	4	5	
85674-X158	E	3	3	3	3	3	3
	D	3	3	3	3	3	3
	C	3	3	3	3	3	1
85674-X158LF	B	3	3	3	3	3	3
	A	3	3	3	3	3	3

METRAL P/N	ROW	CONTACT MOD.					CODE
		1	2	3	4	5	
85674-X159	E	2	2	2	2	2	2
	D	2	2	2	2	2	2
	C	2	2	2	2	1	2
85674-X159LF	B	2	2	2	2	2	2
	A	2	2	2	2	2	2

METRAL P/N	ROW	CONTACT MOD.					CODE
		1	2	3	4	5	
85674-X160	E	3	3	3	3	3	3
	D	3	3	3	3	3	3
	C	3	3	3	3	3	3
85674-X160LF	B	1	1	3	3	3	3
	A	3	3	3	3	3	3

METRAL P/N	ROW	CONTACT MOD.					CODE
		1	2	3	4	5	
85674-X161	E	3	3	3	3	3	3
	D	3	3	3	3	3	3
	C	1	9	1	9	1	9
85674-X161LF	B	3	3	3	3	3	3
	A	3	3	3	3	3	3

mat'l code		--		Tolerances unless otherwise specified		CUSTOMER		FCI		www.fciconnect.com	
lfr	ecn no.	dr	date	linear	0.X ±0.3	COPY		projection		title	
CH				angles	0.XX ±0.13	MIM		METRAL SIGNAL HEADER		I MOD, 5 ROW PRESS-FIT	
				dr	.XXX ±.051	scale		product family		code	
				enr	0° ±2°	1:1		METRAL		213	
				chr	T.BRUNGARD 11/19/99	A		size		sheet	
				appd	M.STRAWSER 11/19/99			dwg no		9	
					M.STRAWSER 02/29/00			85674			
sheet index	revision sheet										

PRODUCT NUMBER
85674-XYX OR 85674-XYXX
85674-XYXLF OR 85674-XYXXLF

NOTES:

- FOR DIM A AND B SEE SHEET 2 AND UP.
- BODY MATERIAL: LIQUID CRYSTAL  
POLYMER 30 % GLASS.  
FLAME RETARDANT ACC. UL 94-V0.
- PIN MATERIAL:  
PHOSPHOR BRONZE.
- PLATING ON PRESS-FIT TAIL:  
85674-XYX IS SnPb  
85674-XYXLF IS SN (LEAD FREE)  
PLATING ON CONTACT AREA CONFORMS TO PERFORMANCE  
LEVEL SHOWN IN TABLE BELOW.
- PRODUCT MARKING:  
PART NUMBER DESIGNATION & BATCH I.D.
- ALL PRODUCTS WITH PART NUMBERS SHOWN IN  
SUBSEQUENT TABLES WILL BE PACKAGED IN TUBES.  
IF TRAY PACKAGING IS REQUIRED, A SUFFIX "P"  
WILL BE ADDED TO THE END OF THE PART NUMBER.  
EXAMPLE: XXXXX-XXXX
- PRODUCT SPECIFICATION GS-12-180  
APPLICATION SPECIFICATION BUS-20-073
- AFTER INSERTION INTO CIRCUIT BOARD WITH  
QUALIFIED TOOL.
- THE PRODUCTS WHERE THE PART NUMBER ENDS IN LF MEET THE  
EUROPEAN UNION DIRECTIVES AND OTHER COUNTRY REGULATIONS  
AS DESCRIBED IN GS-22-008.

ALL PRODUCTS EXCEPT THOSE WITH PART NUMBERS CONTAINING  
(DRAWING NO.)-N1--- OR (DRAWING NO.)-N5---WILL WITHSTAND EXPOSURE  
TO 260°C FOR 60 SECONDS IN A CONVECTION, INFAR-RED OR  
VAPOR PHASE REFLOW OVEN. PART NUMBERS (DRAWING NO.)-N1---  
AND (DRAWINGS NO.)-N5---WILL NOT WITHSTAND REFLOW AND Au CONTACT  
SURFACE OF THE CONTACTS SHALL BE EXPOSED TO A MAXIMUM 140°C FOR  
NO LONGER THAN 15 SECONDS IN A WAVE SOLDER APPLICATION.

PLATING IN CONTACT AREA		
DASH NUMBER	PERFORMANCE LEVEL	NOTES
-PYY OR -PYXX	0.25 um GOLD MIN.	-
-N1YY OR -N1YYY	TELCORDIA CO (NXT)	-
-N5YY OR -N5YYY	TELCORDIA UE (NXT)	-
-1YY OR -1YYY	TELCORDIA CO	-
-2YY OR -2YYY	TELECOM CLASS	-
-3YY OR -3YYY	IEC CLASS I	-
-5YY OR -5YYY	TELCORDIA UE	-
-9YY OR -9YYY	TELCORDIA CO	-
-N1YYLF OR -N1YYYLF	TELCORDIA CO (NXT) IEC CLASS I	SEE NOTE 9
-N5YYLF OR -N5YYYLF	TELCORDIA UE (NXT)	SEE NOTE 9
-1YYLF OR -1YYYLF	TELCORDIA CO IEC CLASS I	SEE NOTE 9
-2YYLF OR -2YYYLF	TELECOM CLASS	SEE NOTE 9
-5YYLF OR -5YYYLF	TELCORDIA UE	SEE NOTE 9



This document is the property of and embodies  
 CONFIDENTIAL and PROPRIETARY information of FCI.  
 No part of the information shown on this  
 document may be used in any way or disclosed  
 to others without the written consent of FCI.  
 Copyright FCI.

mat'l code		--		tolerances unless otherwise specified		CUSTOMER		www.fciconnect.com	
ltr	ecn no.	dr	date	linear	0.X ±0.3		COPY		title METRAL SIGNAL HEADER I MOD, 5 ROW PRESS-FIT
CH					0.XX ±0.13		projection		
				angles	.XXX ±.051				product family METRAL code 213 size dwg no 85674 sheet 10
					0° ±2°				
		dr	T. BRUNGARD	enr	M. STRAWSER	11/19/99	scale		A 1:1
		chr	M. STRAWSER	appr	M. STRAWSER	02/29/00			
sheet index	revision sheet								

cage code 22526