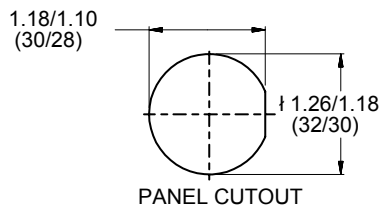
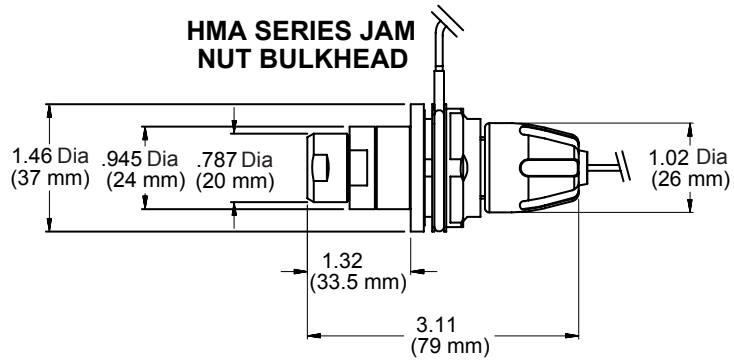
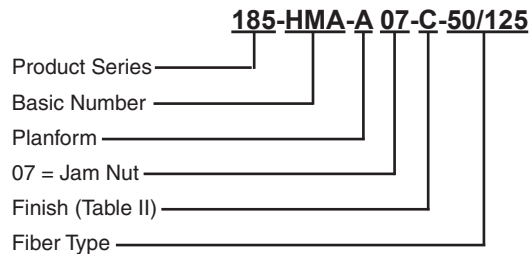
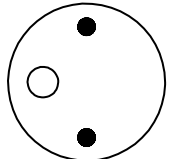


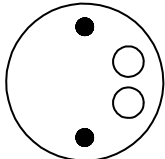
# 185-HMA (07 Jam Nut) Expanded Beam Fiber Optic Connector HMA Series



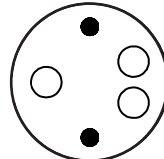
**PLANFORMS**



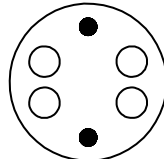
PLANFORM A  
1 CHANNEL



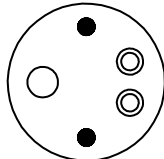
PLANFORM B  
2 CHANNEL



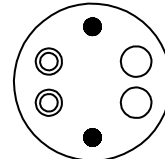
PLANFORM C  
3 CHANNEL



PLANFORM D  
4 CHANNEL



PLANFORM E  
Hybrid 1+2



PLANFORM F  
Hybrid 2+2

**185-HMA (07 Jam Nut)  
Expanded Beam Fiber Optic Connector  
HMA Series**



**TABLE I: PERFORMANCE**

<b>Optical Loss</b>	50/125 @ 850/1300nm 0.6 dB Typical 9/125 @ 13190/1550nm 1.0 dB Typical
<b>Return Loss</b>	9/125 @ 1310/1550nm > 45 dB (Typical 48 dB)
<b>Operating Temperature</b>	-40°C to +70°C
<b>Storage Temperature</b>	-55°C to +85°C
<b>Water Immersion</b>	Up to 2M Depth
<b>Vibration Sinusoidal</b>	10-500Hz, 0.75 Amplitude @ 10g Acceleration
<b>Free Fall Resistance</b>	500 Falls onto Concrete from 1.2M height
<b>Bump Resistance</b>	4,000 Bumps @ 40g Acceleration
<b>Tensile Strength</b>	Tensile of 1,500N, Cable Dependent
<b>Cable Variations</b>	Compatible with Tactical cable: Plug <6mm O/D Bulkhead <3mmO/D Other Cable Sizes Available on request

All Tests Compliant to BS EN 186000-1 Specifications

**TABLE II: FINISH**

<b>SYM</b>	<b>Material</b>	<b>FINISH</b>
<b>C</b>	Aluminum	Anodized, Black
<b>AB</b>	Aluminum	Nickel Aluminum Bronze