

T-4 1/2 CANDELABRA LAMP WITH LENS

High Intensity, Wide Angle

- Fresnel Lens; Bayonet, Double Contact Bayonet, or Screw Base

1 Model ^[1]	
MB502	Bayonet
MS502	Screw
DCB502	Double Contact Bayonet

TO ORDER, FOLLOW THE EXAMPLE:

Select one **BOLD** component from each SHADED column in the tables below.

1 Model	2 LED	3 Voltage	4 Lens	5 Bi-Polar
MB502	-R	12	-CR	-BP

→ Part Number **MB502-R12-CR-BP**

2 LED	Color	λpk (nm)	Iv ^[2] (mcd)	V/C Table ^[3]
-R	RED	634	2800 (*4)	I
-O	ORG	609	2000 (*4)	I
-A	AMB	592	2800 (*4)	I
-G	GRN	520	2400 (*2)	II
-B	BLU	465	700 (*2)	II
-W	CWHT		2500 (*2)	II
-L	WWHT		1800 (*2)	II

Voltage/Current	
Design Vf/If	Max Vf/If
V/C Table I	
5V/75mA	5.5V/85mA
6V/40mA	7V/60mA
12V/30mA	14V/40mA
15V/30mA	16.5V/35mA
24V/30mA	26V/35mA
28V/25mA	30V/28mA
48V/20mA	52V/22mA
60V/16mA	65V/18mA
120VAC/9.5mA	130VAC/10.5mA

3 Voltage ^[4]
5
6
12
15
24
28
48
60
120

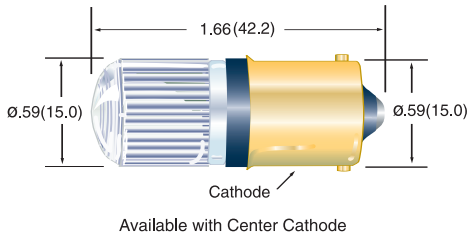
Voltage/Current	
Design Vf/If	Max Vf/If
V/C Table II	
5V/26mA	5.5V/35mA
6V/28mA	7V/39mA
12V/15mA	14V/22mA
15V/15mA	16.5V/19mA
24V/15mA	26V/18mA
28V/15mA	30V/18mA
48V/9mA	50V/9.5mA
60V/6.5mA	65V/7.2mA
120VAC/5mA	130VAC/5.5mA

4 Lens
-CR Red
-CA Amber
-CG Green
-CB Blue
-CW Water Clear

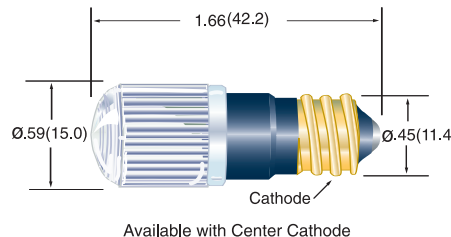
5 Bi-Polar
-BP ^[5] Optional



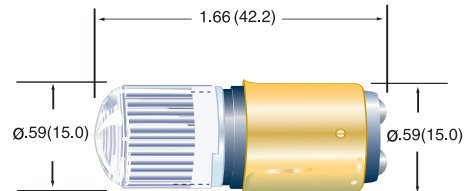
MB502



MS502



DCB502



[1] MB502 and MS502 are center anode. Insert C after Model for center cathode (e.g. MB502C).

[2] Iv = typical luminous intensity per LED @ If = 20mA (Ta=25°C). (*4) = 4 LEDs per package; (*2) = 2 LEDs per package.

[3] See Voltage/Current table for design specifications.

[4] Ta = 25°C. Voltages 6 through 60 are VDC. For AC operation, insert AC after the Voltage (e.g. 24AC), not required for 120V. Contact factory for VAC design currents. For 120VDC, insert DC after Voltage (e.g. 120DC) - except DCB502 - (Bi-Polar Standard).

[5] DCB502 is only available in Bi-Polar. Omit -BP designation.

All dimensions are in inches (mm)

Tolerances: .xx"(x) ±.025"(.63) / .xxx"(xx)±.010"(.25)
Specifications are subject to change without notice.