





1 Modular Terminal Blocks, with Push Buttons on One or Both Sides with Fixing Flange or Snap-in Mounting Foot, Series 261

20 Side-entry

<p>0.08 – 2.5 mm² AWG 28 – 14 500 V/6 kV/3 ① 300/600 V, 15/5 A ② 24 A</p> <p>Terminal block width 6 mm / 0.236 in  8 – 9 mm / 0.33 in</p> <p><small>* ① CCA ② IKA P ③ UL LR ④</small></p>	<p>2 x 0.08 – 2.5 mm² 2 x AWG 28 – 14 500 V/6 kV/3 ① 300/600 V, 15/5 A ② 24 A</p> <p>Terminal block width 10 mm / 0.394 in  8 – 9 mm / 0.33 in</p> <p><small>* ① CCA ② IKA P ③ UL LR ④</small></p>
---	--



- ① 500 V = rated voltage
 6 kV = rated surge voltage
 3 = pollution degree
 (see also section 10)
- ② Suitable for EEx i applications

	Color	Item-No.	Pack.-unit pcs	Color	Item-No.	Pack.-unit pcs
with push button on one side						
 <p>Terminal blocks with fixing flange, for screw fixing or similar methods, fixing hole diameter 3.2 mm (with mounting adapter 209-123 also for DIN 35 rail)</p>	2-cond. term. bl. with push button on one side			4-cond. term. bl. with push button on one side		
	grey	261-301/331-000	200 (4 x 50)	grey	261-331/332-000	200 (4 x 50)
	light grey	261-303/331-000	200 (4 x 50)	light grey	261-333/332-000	200 (4 x 50)
 <p>Terminal blocks with snap-in mounting foot, for plate thickness 0.6 – 1.2 mm, fixing hole diameter 3.5 mm (fits aluminum rail 210-154 or with mounting adapter 209-120 for DIN 35 rail)</p>	blue	261-304/331-000 ①	200 (4 x 50)	blue	261-334/332-000 ①	200 (4 x 50)
	orange	261-306/331-000	200 (4 x 50)	orange	261-336/332-000	200 (4 x 50)
	green-yellow	261-307/331-000	200 (4 x 50)	green-yellow	261-337/332-000	200 (4 x 50)
 <p>End terminal block ④, without fixing foot, for terminal strips with snap-in mounting feet (see dimensioned drawings on page 1.21)</p>	2-cond. term. bl. with push button on one side			4-cond. term. bl. with push button on one side		
	grey	261-311/331-000	200 (4 x 50)	grey	261-341/332-000	200 (4 x 50)
	light grey	261-313/331-000	200 (4 x 50)	light grey	261-343/332-000	200 (4 x 50)
	blue	261-314/331-000 ①	200 (4 x 50)	blue	261-344/332-000 ①	200 (4 x 50)
	orange	261-316/331-000	200 (4 x 50)	orange	261-346/332-000	200 (4 x 50)
	green-yellow	261-317/331-000	200 (4 x 50)	green-yellow	261-347/332-000	200 (4 x 50)
with push buttons on both sides						
 <p>Terminal blocks with fixing flange, for screw fixing or similar methods, fixing hole diameter 3.2 mm (with mounting adapter 209-123 also for DIN 35 rail)</p>	2-cond. term. bl. with push buttons on both sides			4-cond. term. bl. with push buttons on both sides		
	grey	261-301/341-000	200 (4 x 50)	grey	261-331/342-000	200 (4 x 50)
	light grey	261-303/341-000	200 (4 x 50)	light grey	261-333/342-000	200 (4 x 50)
 <p>Terminal blocks with snap-in mounting foot, for plate thickness 0.6 – 1.2 mm, fixing hole diameter 3.5 mm (fits aluminum rail 210-154 or with mounting adapter 209-120 for DIN 35 rail)</p>	blue	261-304/341-000 ①	200 (4 x 50)	blue	261-334/342-000 ①	200 (4 x 50)
	orange	261-306/341-000	200 (4 x 50)	orange	261-336/342-000	200 (4 x 50)
	green-yellow	261-307/341-000	200 (4 x 50)	green-yellow	261-337/342-000	200 (4 x 50)
 <p>End terminal block ④, without fixing foot, for terminal strips with snap-in mounting feet (see dimensioned drawings on page 1.21)</p>	2-cond. term. bl. with push buttons on both sides			4-cond. term. bl. with push buttons on both sides		
	grey	261-311/341-000	200 (4 x 50)	grey	261-341/342-000	200 (4 x 50)
	light grey	261-313/341-000	200 (4 x 50)	light grey	261-343/342-000	200 (4 x 50)
	blue	261-314/341-000 ①	200 (4 x 50)	blue	261-344/342-000 ①	200 (4 x 50)
	orange	261-316/341-000	200 (4 x 50)	orange	261-346/342-000	200 (4 x 50)
	green-yellow	261-317/341-000	200 (4 x 50)	green-yellow	261-347/342-000	200 (4 x 50)

Accessories for modular terminal blocks and terminal strips

Mounting accessories	see pages 1.18 and 1.19	see pages 1.18 and 1.19
Marking accessories	see section 9	see section 9

* For further approvals with corresponding ratings see pages 10.3 ff.