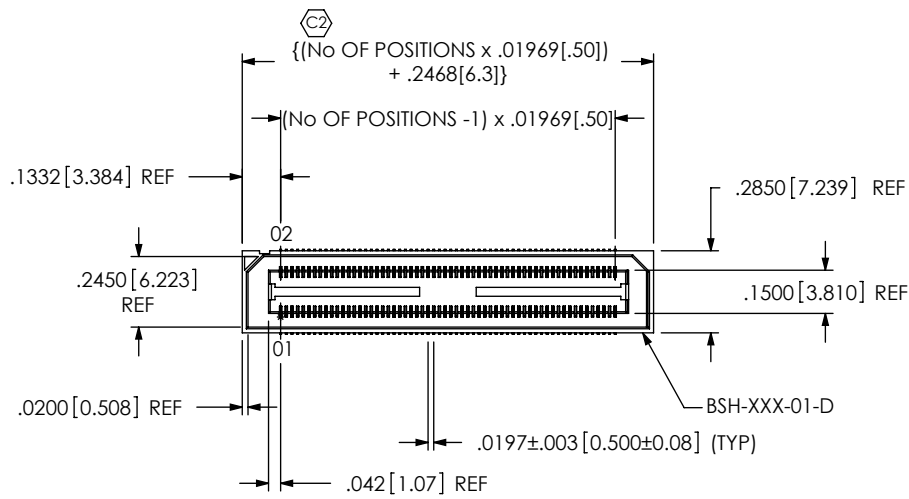


DO NOT SCALE FROM THIS PRINT



BSH-XXX-01-X-D-XX-XX

No OF POSITIONS
-030, -050, -060, -090,
**-120, **-150, *-180
(PER ROW)
**= SEE NOTE 10

LEAD STYLE
-01: .1280 [3.25]

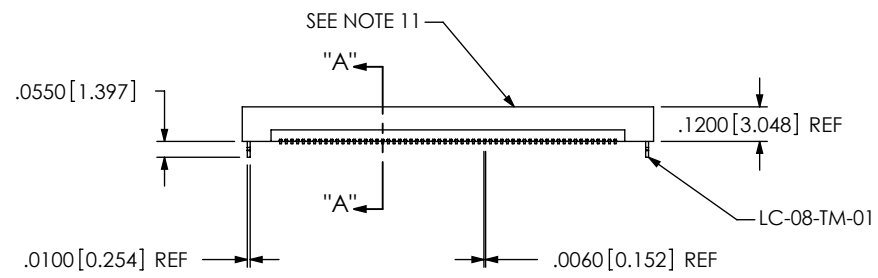
OPTION
-TR: TAPE & REEL
(120 POSITION MAX)

OPTION
-A: ALIGNMENT PINS
(USE BSH-XXX-01-D-A)
-LC: LOCKING CLIPS
(USE LC-08-TM-01)

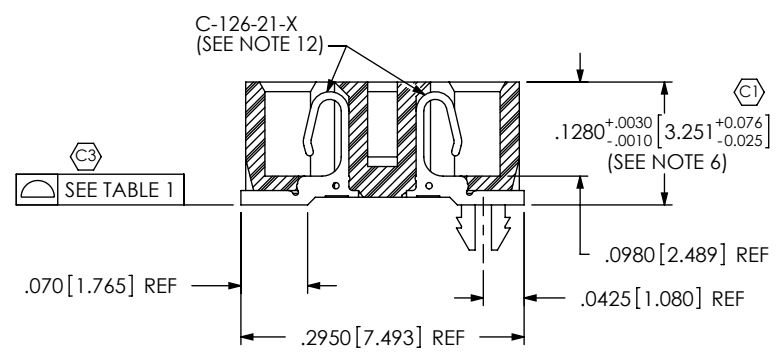
ROW SPECIFICATION
-D: DOUBLE (USE BSH-XXX-01-D)

PLATING SPECIFICATION
-F: FLASH SELECTIVE GOLD WITH MATTE TIN TAILS
(SEE NOTES 7, 9 & 12)
-L: LIGHT SELECTIVE GOLD WITH MATTE TIN TAILS
(SEE NOTE 9 & 12)
-H: HEAVY GOLD WITH FLASH GOLD TAILS
(SEE NOTE 9 & 12)
-C: ELECTRO-POLISHED SELECTIVE
(SEE NOTE 9 & 12)

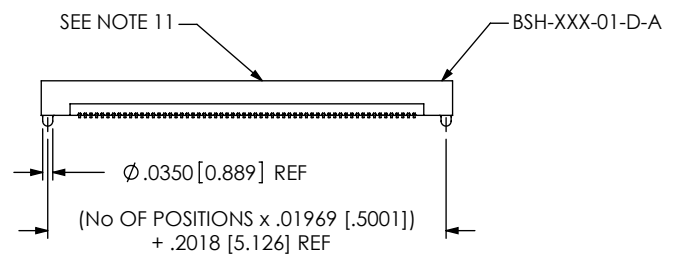
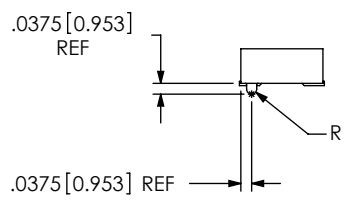
* = NOT RELEASED FOR PRODUCTION



-LC: LOCKING CLIP OPTION SHOWN



SECTION "A"- "A"
SCALE 5:1



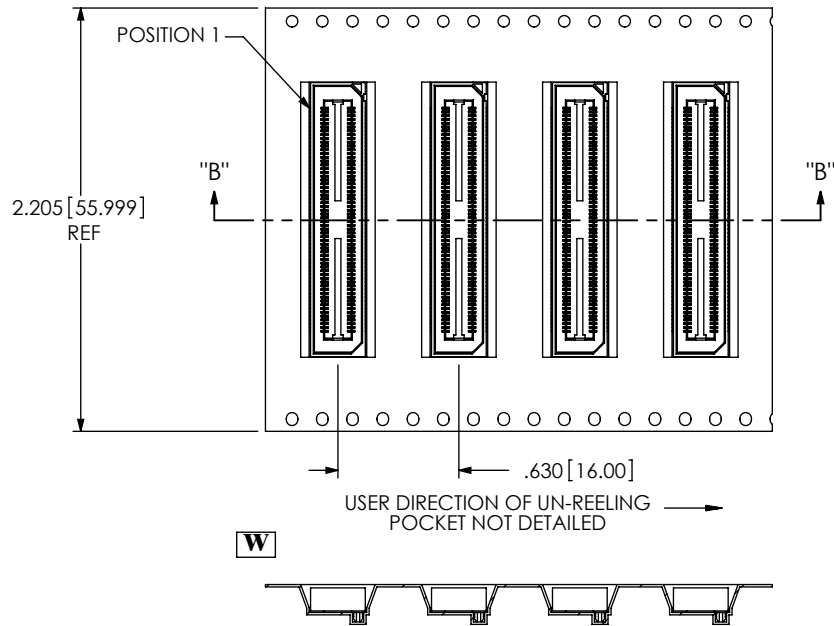
-A: ALIGNMENT PIN OPTION SHOWN

NOTES:

1. $\text{\textcircled{C2}}$ REPRESENTS A CRITICAL DIMENSION.
2. NOTE DELETED.
3. BURR ALLOWANCE: .0015 [.038] MAX.
4. MINIMUM PUSHOUT FORCE: 6 OZ.
5. MAXIMUM ALLOWABLE BOW: .002 [.051] INCH/INCH AFTER ASSEMBLY.
6. MAX VARIANCE OF .002 [.051]
7. -L PLATING CAN BE SUBSTITUTED FOR -F PLATING.
8. ASP-65067-01 IS A BSH-050-01-L-D-A, WITH OR WITHOUT -TR.
9. MAY SUBSTITUTE C-126-01-X FOR C-126-21-X.
10. FOR NEWAPPLICATIONS REQUIRING THESE POSITIONS, PLEASE CONTACT SAMTEC INTERCONNECT PROCESSING GROUP.
11. SIDE WALLS MAY BE RIBBED TO AVOID BOW
12. -120 & -150 POSITION PARTS USE C-269-01-X. DO NOT SUB C-126-XX-X.

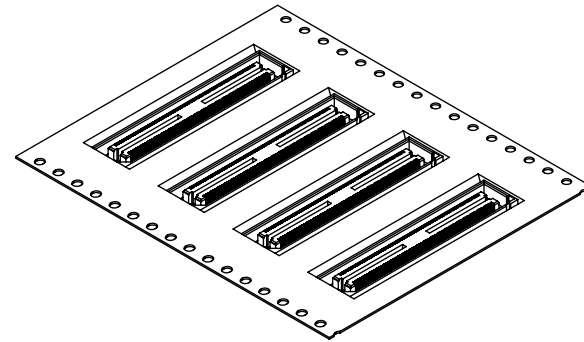
NO OF POSITIONS	COPLANARITY
-030 THRU -090	.004 [.10]
-120 THRU -180	.006 [.15]

<p>UNLESS OTHERWISE SPECIFIED, DIMENSIONS ARE IN INCHES. TOLERANCES ARE:</p> <p>DECIMALS ANGLES</p> <p>.XX: $\pm .01$ [.25] 2°</p> <p>.XXX: $\pm .005$ [.13]</p> <p>.XXXX: $\pm .0020$ [.050]</p>	<p>PROPRIETARY NOTE</p> <p>THIS DOCUMENT CONTAINS INFORMATION CONFIDENTIAL AND PROPRIETARY TO SAMTEC, INC. AND SHALL NOT BE REPRODUCED OR TRANSFERRED TO OTHER DOCUMENTS OR DISCLOSED TO OTHERS OR USED FOR ANY PURPOSE OTHER THAN THAT WHICH IT WAS OBTAINED WITHOUT THE EXPRESSED WRITTEN CONSENT OF SAMTEC, INC.</p>	<p>520 PARK EAST BLVD, NEW ALBANY, IN 47150 PHONE: 812-944-6733 FAX: 812-948-5047 e-Mail: info@SAMTEC.com code: 55322</p>

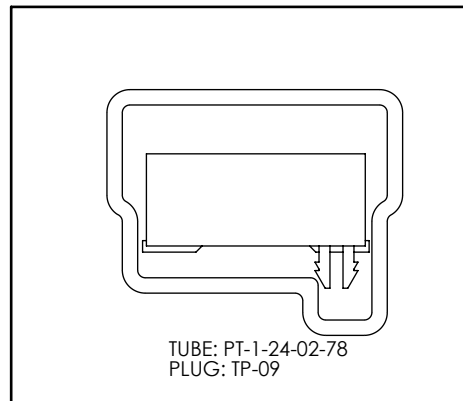


SECTION "B"- "B"
SCALE 1 : 1

TAPE AND REEL PACKAGING VIEW



TUBE PACKAGING VIEW
[PARTS TO HAVE POSITION #1 LOADED
IN SAME DIRECTION AS ARROW]



PROPRIETARY NOTE

THIS DOCUMENT CONTAINS INFORMATION
CONFIDENTIAL AND PROPRIETARY TO
SAMTEC, INC. AND SHALL NOT BE REPRODUCED
OR TRANSFERRED TO OTHER DOCUMENTS OR
DISCLOSED TO OTHERS OR USED FOR ANY
PURPOSE OTHER THAN THAT WHICH IT WAS
OBTAINED WITHOUT THE EXPRESSED WRITTEN
CONSENT OF SAMTEC, INC.

DO NOT SCALE DRAWING

SHEET SCALE: 1.5:1

samtec

520 PARK EAST BLVD., NEW ALBANY, IN 47150
PHONE: 812-944-6733 FAX: 812-948-5047
e-Mail: info@SAMTEC.com code: 55322

DESCRIPTION:
.5mm DOUBLE ROW SOCKET ASSEMBLY

DWG. NO. BSH-XXX-01-X-D-XX-XX

BY: DEAN P 06/08/1999 SHEET 2 OF 2