





OFFLINE GATE DRIVE TRANSFORMERS



-  UL and C-UL recognized, TÜV approved components
-  3000Vrms gate to drive winding test
-  Useful operating frequency from 50kHz to 500kHz
-  Most popular winding configurations

Electrical Specifications @ 25°C — Operating Temperature -40°C to 130°C

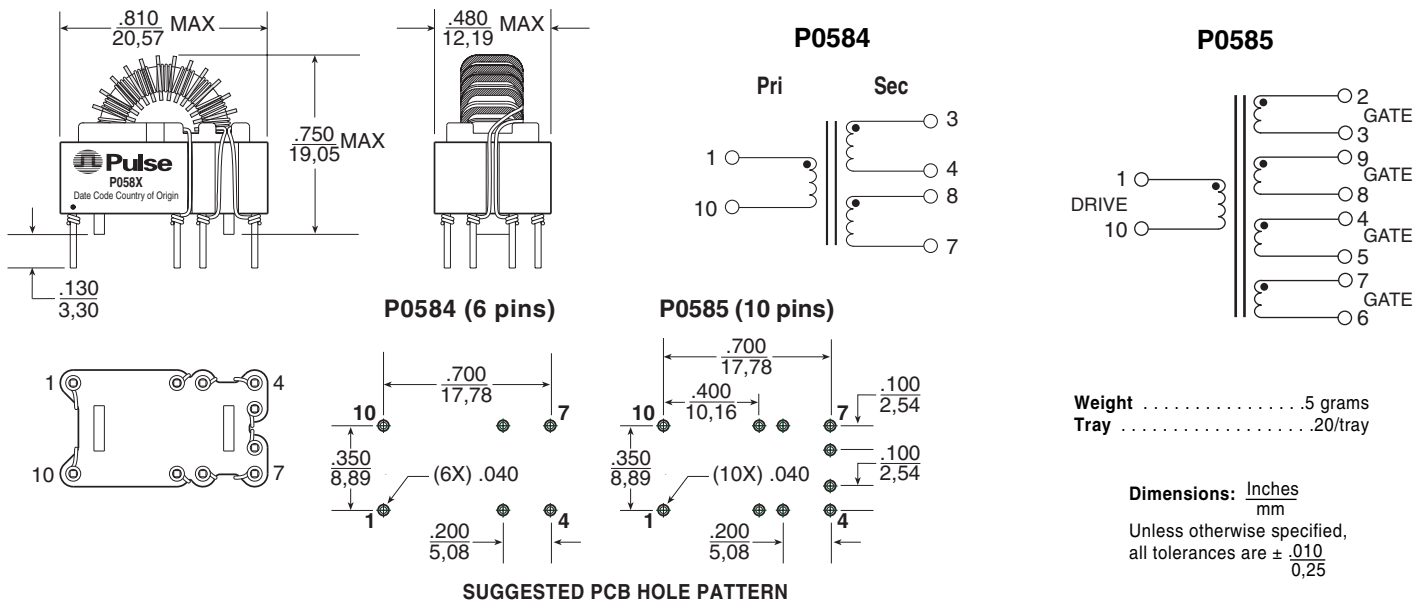
Part Number	Turns Ratio	Reference Data		Primary Inductance (1-10) (µH MIN)	Leakage Inductance Gate to Drive (µH MAX)	DCR Drive (1-10) (mΩ ±20%)	DCR Gates (mΩ ±20%)	Drive Pri-Sec (Vrms)
		ET (V * µsec MAX)	Maximum Flux Density					
P0584	1:1:1	95.0	2100	450	0.5	80	72	3000
P0585	1:1:1:1:1	95.0	2100	450	3.0	330	180	3000

NOTES:

- These gate drive transformers are meant to operate between 50 and 300kHz with a 12V, 45% bipolar waveform.
- The peak flux density should remain below 2100 Gauss to ensure that the core does not saturate. Use the following procedure to calculate the peak flux density:
 - Calculate the Volt-µsec product (ET):
 $ET = 10^3 * (\text{Drive Voltage}) * (\text{Don}) / (\text{Frequency in kHz})$
 - Calculate the operating flux density (B): Bpk (Gauss) = $40.32 * ET / Ff$ where:
 Ff = 1 for unipolar drive applications and 2 for bipolar drive applications
- The temperature rise of the component is calculated based on the total core loss and copper loss:
 - To calculate total copper loss (W), use the following formula:
 $\text{Copper Loss (W)} = I_{rms}^2 * (\text{DCR_Drive} + (\# \text{ of Gates}) * \text{DCR_Gates})$
 - To calculate total core loss (W), use the following formula:
 $\text{Core Loss (W)} = 7.5E-5 * (\text{Frequency in kHz})^{1.67} * (20.16 * ET/1000)^{2.532}$
 - To calculate temperature rise, use the following formula:
 $\text{Temperature Rise (C)} = 60.18 * (\text{Core Loss (W)} + \text{Copper Loss (W)})^{.833}$
- To order RoHS compliant part, add the suffix "NL" to the part number (i.e. P0584 becomes P0584NL).

Mechanical

Schematics



For More Information:

Pulse Worldwide Headquarters	Pulse Northern Europe	Pulse Southern Europe	Pulse China Headquarters	Pulse North China	Pulse South Asia	Pulse North Asia
12220 World Trade Drive San Diego, CA 92128 U.S.A. www.pulseeng.com TEL: 858 674 8100 FAX: 858 674 8262	3 Huxley Road Surrey Research Park Guildford, Surrey GU2 5RE United Kingdom TEL: 44 1483 401700 FAX: 44 1483 401701	Zone Industrielle F-39270 Orgelet France TEL: 33 3 84 35 04 04 FAX: 33 3 84 25 46 41	No. 1 Industrial District Changan, Dongguan China TEL: 86 769 85538070 FAX: 86 769 85538870	Room 1503 XinYin Building No. 888 YiShan Road Shanghai 200233 China TEL: 86 21 54643211/2 FAX: 86 21 54643210	150 Kampong Ampat #07-01/02 KA Centre Singapore 368324 TEL: 65 6287 8998 FAX: 65 6280 0080	No. 26 Kao Ching Road Yang Mei Chen Taoyuan Hsien Taiwan, R. O. C. TEL: 886 3 4641811 FAX: 886 3 4641911

Performance warranty of products offered on this data sheet is limited to the parameters specified. Data is subject to change without notice. Other brand and product names mentioned herein may be trademarks or registered trademarks of their respective owners.

© Copyright, 2006. Pulse Engineering, Inc. All rights reserved.

www.pulseeng.com

P515.B (3/06)