


**NEW!**

# SMT Power Inductors - MSS7341 Series



The MSS7341 series is ideal for applications requiring high power and high efficiency such as notebook computers, wireless phones, PDAs and other handheld products. It provides excellent current handling capability in a rugged, low cost part.

These magnetically shielded power inductors are designed for high-density mounting and are available on tape and reel for auto-insertion. They are offered in 18 inductance values from 3.3 to 100  $\mu\text{H}$  including values not available in our other power inductor series.

Coilcraft **Designer's Kit C185** contains samples of all values shown. To order, contact Coilcraft or purchase online at <http://order.coilcraft.com>.

**SPICE models** ON OUR WEB SITE OR CD

Part number <sup>1</sup>	L <sup>2</sup> ( $\mu\text{H}$ )	DCR max (Ohms)	SRF <sup>3</sup> typ (MHz)	Isat <sup>4</sup> (A)	I <sub>rms</sub> (A) <sup>5</sup>	
					20° rise	40° rise
MSS7341-332NX_	3.3 $\pm$ 30%	0.020	58.0	3.5	3.95	5.00
MSS7341-502NX_	5.0 $\pm$ 30%	0.024	46.0	2.9	3.40	4.70
MSS7341-622NX_	6.2 $\pm$ 30%	0.027	42.0	2.5	3.05	4.30
MSS7341-742NX_	7.4 $\pm$ 30%	0.031	40.0	2.3	2.80	4.10
MSS7341-872NX_	8.7 $\pm$ 30%	0.034	35.0	2.2	2.80	3.90
MSS7341-103MX_	10.0 $\pm$ 20%	0.038	32.0	2.0	2.80	3.80
MSS7341-123MX_	12.0 $\pm$ 20%	0.053	26.2	1.7	2.45	3.30
MSS7341-153MX_	15.0 $\pm$ 20%	0.057	22.5	1.6	2.05	3.00
MSS7341-183MX_	18.0 $\pm$ 20%	0.078	24.0	1.5	1.85	2.65
MSS7341-223MX_	22.0 $\pm$ 20%	0.082	21.5	1.3	1.70	2.35
MSS7341-273MX_	27.0 $\pm$ 20%	0.109	19.0	1.2	1.50	2.10
MSS7341-333MX_	33.0 $\pm$ 20%	0.124	18.0	1.1	1.50	1.95
MSS7341-393MX_	39.0 $\pm$ 20%	0.138	17.0	1.0	1.50	1.90
MSS7341-473MX_	47.0 $\pm$ 20%	0.155	14.2	0.95	1.50	1.85
MSS7341-563MX_	56.0 $\pm$ 20%	0.202	13.4	0.85	1.25	1.60
MSS7341-683MX_	68.0 $\pm$ 20%	0.276	12.0	0.75	1.00	1.35
MSS7341-823MX_	82.0 $\pm$ 20%	0.324	11.0	0.70	1.00	1.25
MSS7341-104MX_	100.0 $\pm$ 20%	0.358	10.5	0.65	0.90	1.15

1. When ordering, please specify **packaging** code:

**MSS7341-104MX D**

**Packaging: D** = 13" machine-ready reel. EIA-481 embossed plastic tape (1200 parts per full reel).

**B** = Less than full reel. In tape, but not machine ready. To have a leader and trailer added (\$25 charge), use code letter D instead.

- Inductance measured at 100 kHz, 0.1 V<sub>rms</sub>, 0 Adc using a Coilcraft SMD-A fixture in an Agilent/HP 4284A impedance analyzer.
  - SRF measured using an Agilent/HP 8753D network analyzer and a Coilcraft SMD-D test fixture.
  - DC current at which the inductance drops 25% (typ) from its value without current.
  - Average current for temperature rise above 25°C ambient.
  - Storage and ambient operating temperature range -40°C to +85°C.
  - Electrical specifications at 25°C.
- See Qualification Standards section for environmental and test data.

**Coilcraft**<sup>®</sup>

Specifications subject to change without notice.  
Please check our website for latest information.

Document 383-1 Revised 12/28/04

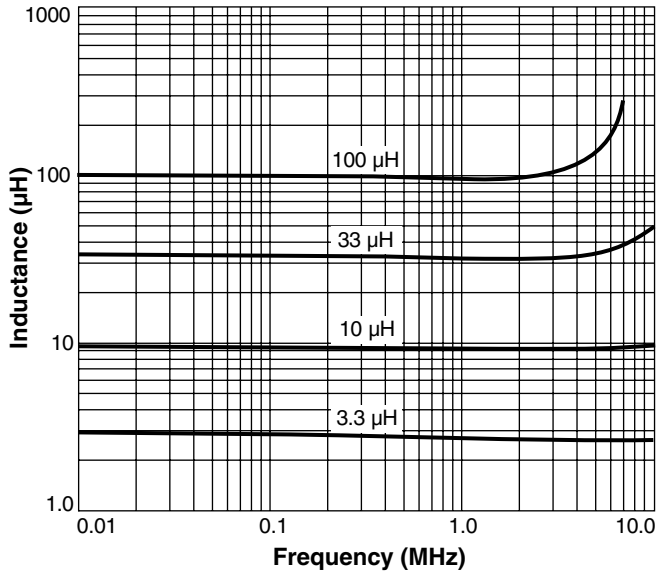
1102 Silver Lake Road Cary, Illinois 60013 Phone 847/639-6400 Fax 847/639-1469

E-mail [info@coilcraft.com](mailto:info@coilcraft.com) Web <http://www.coilcraft.com>

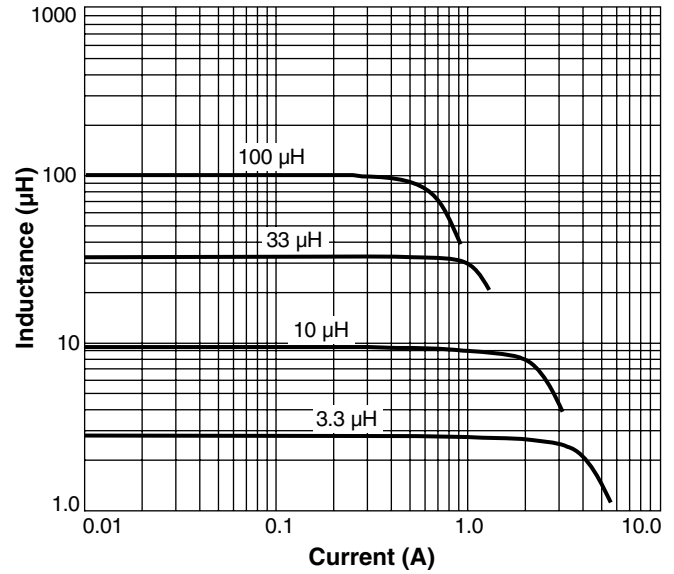
**NEW!**

# SMT Power Inductors – MSS7341 Series

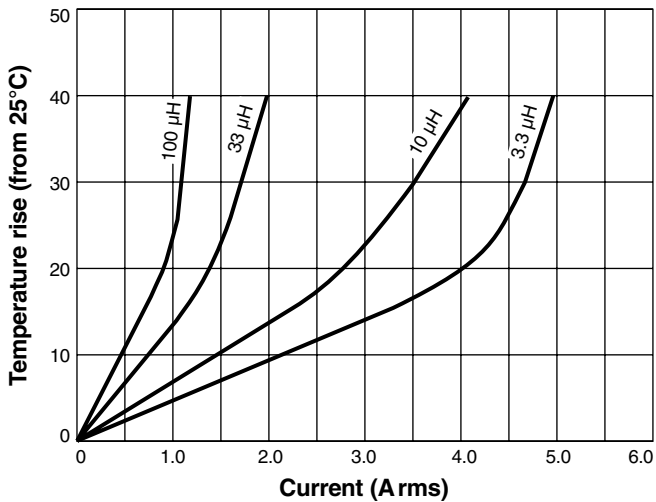
Typical L vs Frequency



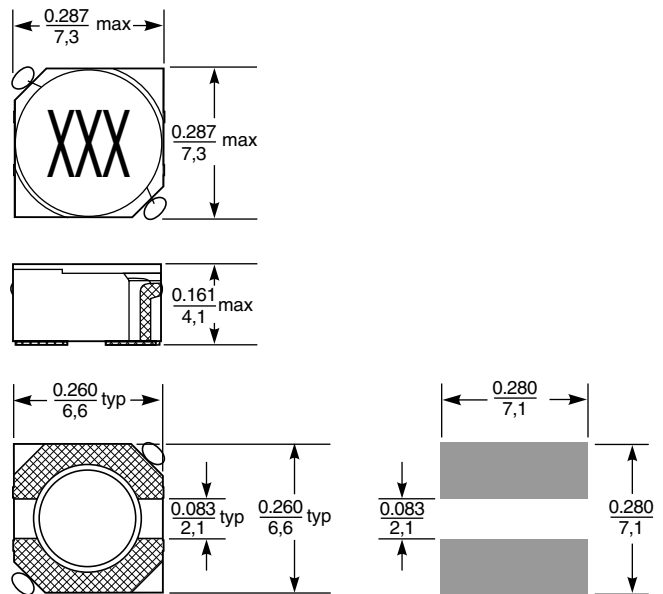
Typical L vs Current



Temperature Rise vs Current



Dimensions



**Recommended Land Pattern**

**Terminations:** Nickel/gold over phos bronze  
**Tape and reel:** 1200/13" reel 16 mm tape width  
 For packaging data see Tape and Reel Specifications section.

**Coilcraft®**

Specifications subject to change without notice. Please check our website for latest information. Document 383-2 Revised 12/28/04

1102 Silver Lake Road Cary, Illinois 60013 Phone 847/639-6400 Fax 847/639-1469  
 E-mail info@coilcraft.com Web http://www.coilcraft.com