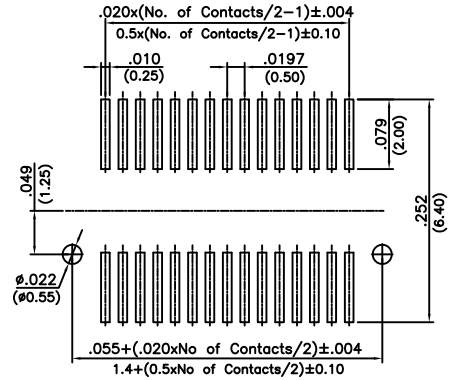
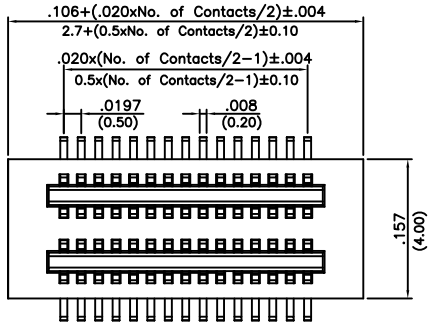
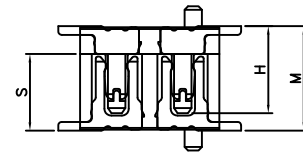
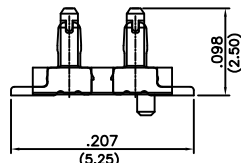
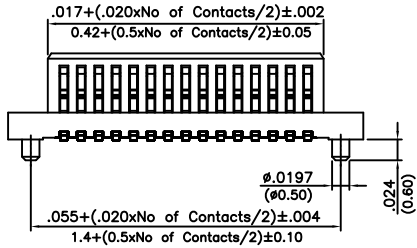


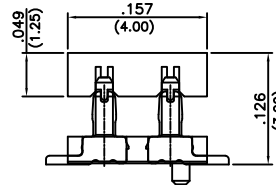
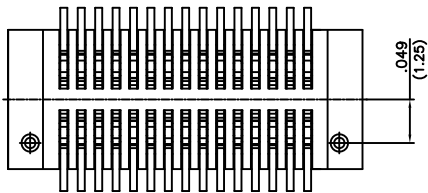
Major League Electronics .0197 cl Fine Pitch Header



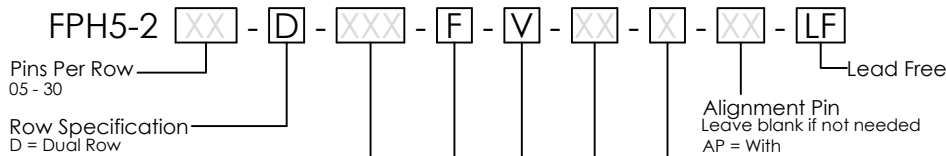
Recommended P.C. Board Layout



MATING HEIGHT: SEE TABLE A



Ordering Information



Pin Options		
Body Height		
.098	2.50mm	098
.128	3.25mm	128
.157	4.00mm	157

Plating Options	
Gold Flash over Entire Pin	F

Vertical

Packing Information

TR-P = Tape and Reel with Plastic Pick and Place pad
 TB-P = Tube with Plastic Pick and Place pad
 TB-0 = Tube without Pick and Place Pad
 If left blank, packaging at MLE's discretion
 Pad may be metal, mylar or plastic

TABLE A

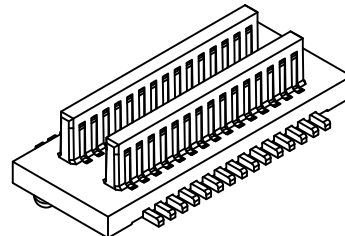
HEADER	SOCKET	MATED HEIGHT 'M'	HEADER HEIGHT 'H'	SOCKET HEIGHT 'S'
FPH5-2-XX-D-098	FPS5-2-XX-D-087	.118 (3.00mm)	.098 (2.50mm)	.087 (2.20mm)
FPH5-2-XX-D-098	FPS5-2-XX-D-106	.138 (3.50mm)	.098 (2.50mm)	.106 (2.70mm)
FPH5-2-XX-D-128	FPS5-2-XX-D-106	.157 (4.00mm)	.128 (3.25mm)	.106 (2.70mm)
FPH5-2-XX-D-128	FPS5-2-XX-D-126	.177 (4.50mm)	.128 (3.25mm)	.126 (3.20mm)
FPH5-2-XX-D-157	FPS5-2-XX-D-126	.197 (5.00mm)	.157 (4.00mm)	.126 (3.20mm)

Specifications

Current Rating: 0.5 Ampere AC/DC
 Voltage Rating: 50V AC/DC
 Insulation Resistance: 100MΩ Min. @ 500V DC
 Dielectric Withstanding: 500V AC for one minute
 Contact Resistance: 50mΩ Max.
 Operating Temperature: -25°C to + 85°C
 Max. Process Temperature: 260°C up to 10 secs.

Materials

Contact Material: Brass
 Insulator Material: Nylon 46 Plastic, UL94V-0
 Plating: Gold Flash over entire pin



Mates With FPS5-2

Products cut to specific sizes are uncancellable/nonreturnable

Parts are subject to change without notice

FPH5-2 SERIES

.0197cl Dual Row - Straight
 Surface Mount Board to Board Plug

29 MAY 09

Scale
 NTS

UNLESS OTHERWISE SPECIFIED
 DIMENSIONS IN INCHES (MM)
 TOLERANCES ARE:

ONE PLACE DECIMALS ±.012
 TWO PLACE DECIMALS ±.006
 THREE PLACE DECIMALS ±.004



4235 Earnings Way, New Albany, Indiana, 47150, USA
 1-800-782-3486 (USA/Canada/Mexico)

Tel: 812-944-7244
 Fax: 812-944-7268

E-mail: mle@mlelectronics.com
 Web: www.mlelectronics.com

Revision
 B

Sheet
 1/2

Revisions

Revision B - (26th April 2011)

Tolerances added for 3 decimal places, existing conversion made from MM to Inches.

Added Post height (bottom of insulator to bottom of the Post)
0.024 (0.60).

Products cut to specific sizes are uncancellable/nonreturnable

Parts are subject to change without notice

FPH5-2 SERIES

.0197cl Dual Row - Straight
Surface Mount Board to Board Plug

29 MAY 09

Scale
NTS

UNLESS OTHERWISE SPECIFIED
DIMENSIONS IN INCHES (MM)
TOLERANCES ARE:

ONE PLACE DECIMALS ± 0.12
TWO PLACE DECIMALS ± 0.006
THREE PLACE DECIMALS ± 0.004



4235 Earnings Way, New Albany, Indiana, 47150, USA
1-800-782-3486 (USA/Canada/Mexico)

Tel: 812-944-7244
Fax: 812-944-7268

E-mail: mle@mlelectronics.com
Web: www.mlelectronics.com

Revision
B

Sheet
2/2