



Features

- Size: 5 mm diameter, 7.3 mm length
- Very fast acting
- Small size
- Stable breakdown throughout life
- Designed to operate with TBU® devices
- RoHS compliant* versions available
- UL Recognized

Applications

- Telecommunications
- Industrial electronics
- Avionics

2030-xxT-SM Series - Fast Acting 3-Electrode Miniature Gas Discharge Tube

Characteristics

Characteristic	Model No.	
	2030-23T	2030-42T
Minimum DC Sparkover (100 V/s) Throughout Service Life	185 V	360 V
Maximum Impulse Sparkover (5k V 1.2/50 μs) Throughout Service Life	650 V	850 V

Insulation Resistance (IR)	50 V / 100 V	> 10 ¹⁰ Ω
Glow Voltage	10 mA	~ 70 V
Arc Voltage	>1 A	~ 10 V
Glow-Arc Transition Current		< 0.5 A
Capacitance.....	1 MHz	< 1 pF
DC Holdover Voltage (Network Applied per ITU-T K.12)		
2030-23T	80 V	< 150 ms
2030-42T	135 V	< 150 ms
Impulse Service Life	8/20 μs, 4 kA.....	1 operation ¹
	1.2 μs - 500 V, 8/20 μs - 250 A.....	150 operations ^{1,2}
	10/1000 μs, 1 kV, 100 A.....	25 operations ¹
	2/10 μs, 6 kV, 500 A.....	10 operations ¹
	10/700 μs, 6 kV, 150 A.....	5 operations ¹
AC Service Life.....	600 V, 1 Arms, 0.2 sec.....	5 operations
Operating and Storage Temperature		-40 to +90 °C
Climatic Category (IEC 60068-1)		40 / 90 / 21

Notes:

- 1 The rated discharge current is the total current equally divided between each line to ground and operation(s) are performed in both polarities. The polarity of lightning surge tests should be reversed between consecutive surges.
- 2 Per IEC 61643-21.

• At delivery AQL 0.65 Level II, DIN ISO 2859.

Applications

Port Protection	GDT Device P/N	TBU® Device P/N
CanBus	2030-23T-SM-RPLF	TBU-CA065-100-WH
RS232	2030-23T-SM-RPLF	TBU-CA065-200-WH
RS422	2030-23T-SM-RPLF	TBU-CA065-200-WH
RS485	2030-23T-SM-RPLF	TBU-CA065-200-WH
RS485	2030-42T-SM-RPLF	TBU-CA085-200-WH
SDI	2030-23T-SM-RPLF	TBU-CA065-100-WH

"TBU" is a registered trademark of Bourns, Inc. in the United States and other countries.

*RoHS Directive 2002/95/EC Jan. 27, 2003 including annex and RoHS Recast 2011/65/EU June 8, 2011.

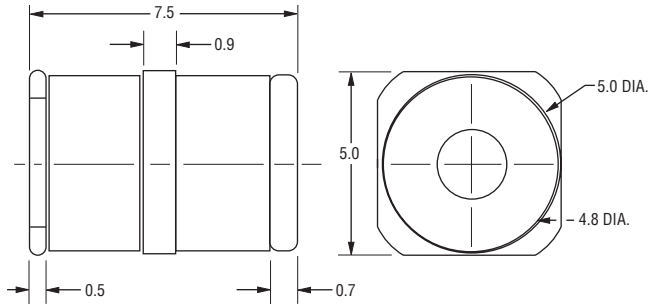
Specifications are subject to change without notice.

Customers should verify actual device performance in their specific applications.

2030-xxT-SM Series - Fast Acting 3-Electrode Miniature Gas Discharge Tube

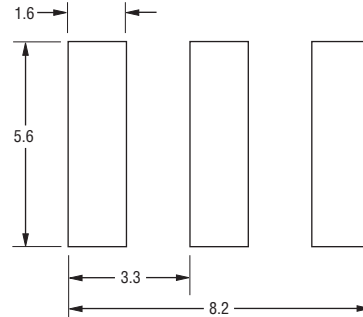


Product Dimensions



DIMENSIONS: MILLIMETERS
 DIMENSION TOLERANCE: .X ± 0.20

Recommended Pad Layout



How to Order

2030 - xxT - SM - RP LF

Model Number Designator

Voltage

23 = 185 V
 42 = 360 V

Surface Mount

Packaging Options

Blank = Bulk Packaging - 250 pcs./tray, 1,000 pcs./box (Standard)
 RP = Reelpack - 1,000 pcs./reel (Optional)
 RP2 = Reelpack - 1,000 pcs./reel (Optional)

RoHS Compliant Option

Blank = Standard Product
 LF = RoHS Compliant Product

* The optional -RP & -RP2 reelpacks contain 1,000 pcs./reel.
 The reels are 330 mm in diameter. The -RP reelpack is 18 mm wide.
 The -RP2 reelpack is 26 mm wide.

2030-xxT-SM Series - Fast Acting 3-Electrode Miniature Gas Discharge Tube

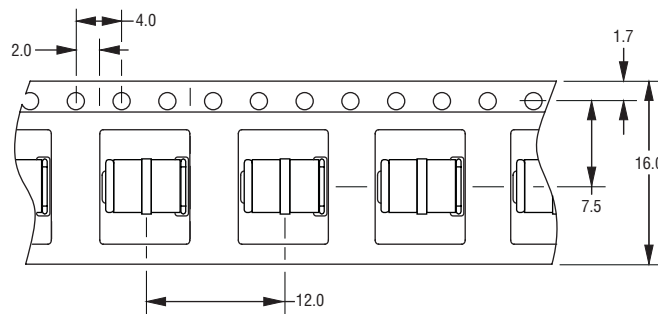
BOURNS®

Packaging Specifications

The Model 2030-xxT-SM ships standard bulk pack, 250 pcs./tray; 1,000 pcs./box.

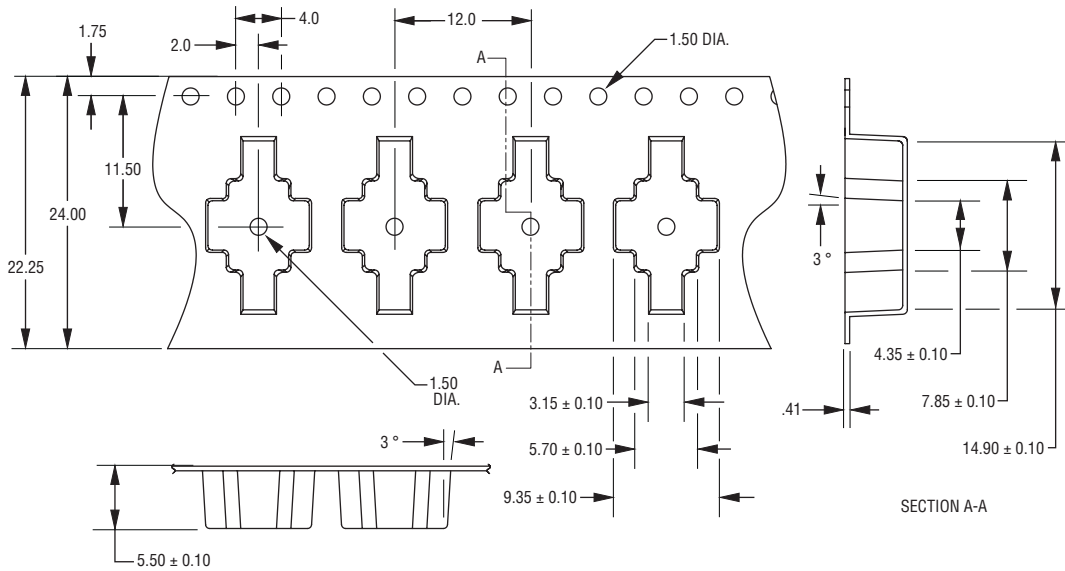
The optional -RP & -RP2 reelpacks contain 1,000 pcs./reel. The reels are 330 mm in diameter. The -RP reelpack is 18 mm wide. The -RP2 reelpack is 26 mm wide.

-RP



DIMENSIONS: MILLIMETERS
DIMENSION TOLERANCE: .X ±0.25

-RP2



SECTION A-A

BOURNS®

Asia-Pacific: Tel: +886-2 2562-4117 • Fax: +886-2 2562-4116

Europe: Tel: +41-41 768 5555 • Fax: +41-41 768 5510

The Americas: Tel: +1-951 781-5500 • Fax: +1-951 781-5700

www.bourns.com

REV. A 05/12

Specifications are subject to change without notice.

Customers should verify actual device performance in their specific applications.