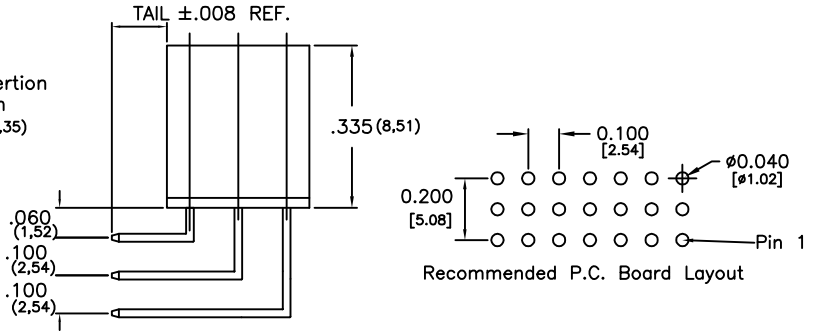
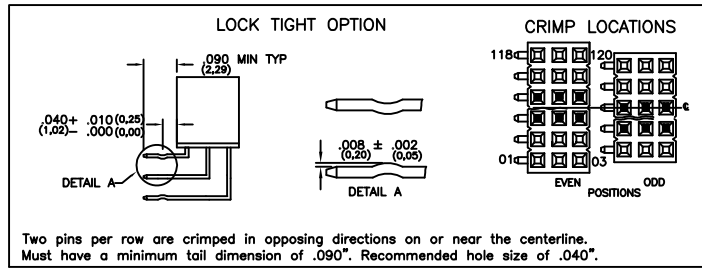
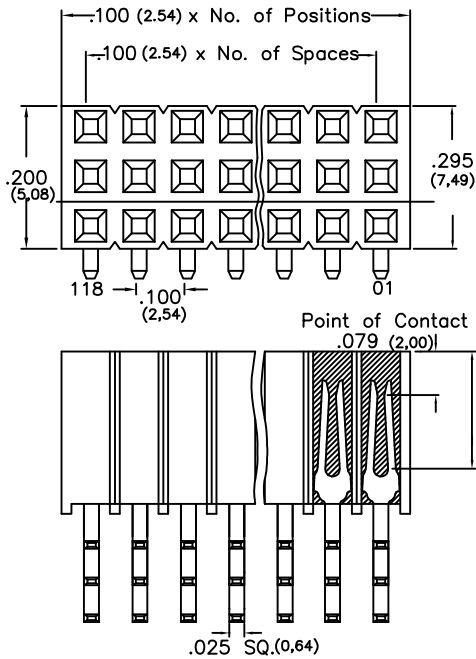
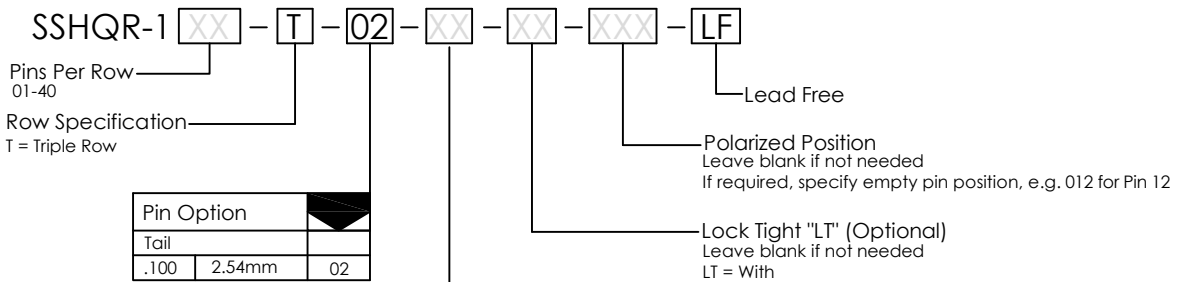


Major League Electronics .100 cl Socket Strips Right Angle using .025" sq. pins



Ordering Information



Pin Option	
Tail	
.100	2.54mm
	02

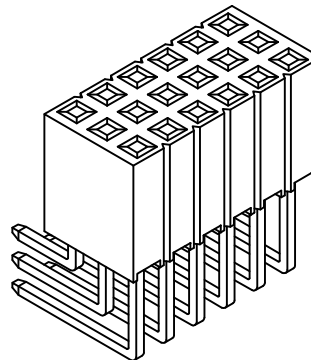
Plating Options	
G	- 10µ Gold on Contact area/Flash on Tail
T	- Matte Tin all Over
GT	- 10µ Gold on Contact Area / Matte Tin on Tail
H	- 30µ Gold on Contact Area / Matte Tin on Tail
F	- Gold Flash over Entire Pin

Specifications

Insertion Depth: .145 (3,68) to .250 (6,35)
 Insertion Force - Per Contact - H Plating:
 6oz. (1,67N) avg with .025 (0,64mm) sq. pin
 Withdrawal Force - Per Contact - H Plating:
 5oz. (1,39N) avg with .025 (0,64mm) sq. pin
 Current Rating: 3.0 Ampere
 Insulation Resistance: 1000MΩ Min.
 Dielectric Withstanding: 600V AC
 Contact Resistance: 20 mΩ Max.
 Operating Temperature: -40°C to + 105°C
 Max. Process Temperature:
 Peak: 260°C up to 20 secs.
 Process: 230°C up to 60 secs.
 Wave: 260°C up to 6 secs.
 Manual Solder: 350°C up to 5 secs.

Materials

Contact Material: Phosphor Bronze
 Insulator Material: Nylon 6T
 Plating: Au or Sn over 50µ" (1,27) Ni



Mates with:

BSTC, TSHCR,
 BSTCM, TSHCRE,
 BSTCR, TSHCRSM,
 BSTCRSM, TSHR,
 BSTS, TSHRE,
 LBSTCM, TSHS,
 LTSHCR, TSHSCM,
 LTSHCRE, TSHSM,
 LTSHR, ULTSHSM,
 LTSHRE, ULTSHC,
 LTSHSM, ULTHSCR,
 TSHC,

Products cut to specific sizes are uncancellable/nonreturnable

Parts are subject to change without notice

SSHQR-1-T SERIES

.100 cl Triple Row - Right Angle
 Socket Strips using .025" sq. pins

18 JAN 07

Scale
 NTS

UNLESS OTHERWISE SPECIFIED
 DIMENSIONS IN INCHES (MM)
 TOLERANCES ARE:

ONE PLACE DECIMALS ±.100
 TWO PLACE DECIMALS ±.010
 THREE PLACE DECIMALS ±.005
 FOUR PLACE DECIMALS ±.0020

ANGLES
 3/3



4235 Earnings Way, New Albany, Indiana, 47150, USA
 1-800-782-3486 (USA/Canada/Mexico)

Tel: 812-944-7244
 Fax: 812-944-7268

E-mail: mle@mlelectronics.com
 Web: www.mlelectronics.com

Edition
 1

Sheet
 1/1