

**SCHOTTKY DIODES MODULE TYPE 60A**

**Features**

High Surge Capability  
Types Up to 100V  $V_{RRM}$

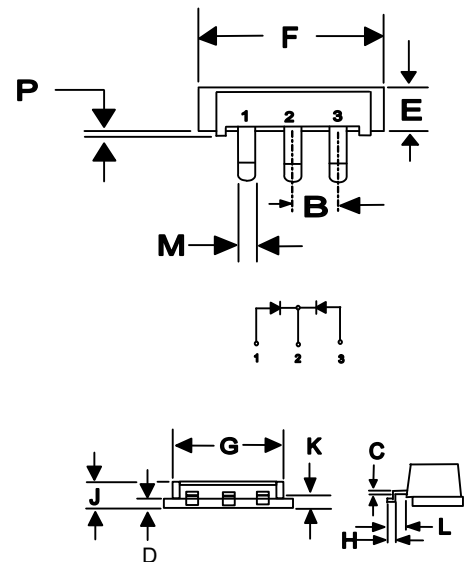
**60Amp Rectifier  
10-100 Volts**

**MINI MOD  
D61-3SL**

**Maximum Ratings**

Operating Temperature:  $-40^{\circ}\text{C}$  to  $+175^{\circ}\text{C}$   
Storage Temperature:  $-40^{\circ}\text{C}$  to  $+175^{\circ}\text{C}$

Part Number	Maximum Recurrent Peak Reverse Voltage	Maximum RMS Voltage	Maximum DC Blocking Voltage
FST6310SL	10V	7V	10V
FST6315SL	15V	10V	15V
FST6320SL	20V	14V	20V
FST6330SL	30V	21V	30V
FST6335SL	35V	25V	35V
FST6340SL	40V	28V	40V
FST6345SL	45V	32V	45V
FST6360SL	60V	42V	60V
FST6380SL	80V	56V	80V
FST63100SL	100V	70V	100V



DIM	DIMENSIONS				NOTE
	INCHES		MM		
	MIN	MAX	MIN	MAX	
A	-----	-----	-----	-----	
B	.200	NOM	5.08	NOM	2PL
C	.027	.037	0.69	0.94	
D	.088	.098	2.24	2.49	
E	.350	.370	8.89	9.40	
F	.777	.797	19.74	20.24	
G	.695	.715	17.65	18.16	
H	.104	.124	2.64	3.15	
J	.240	.260	6.10	6.60	
K	.115	.135	2.92	3.43	
L	.230	.250	5.84	6.35	
M	.065	.085	1.65	2.16	
P	.015	.025	0.38	0.64	

**Electrical Characteristics @ 25 °C Unless Otherwise Specified**

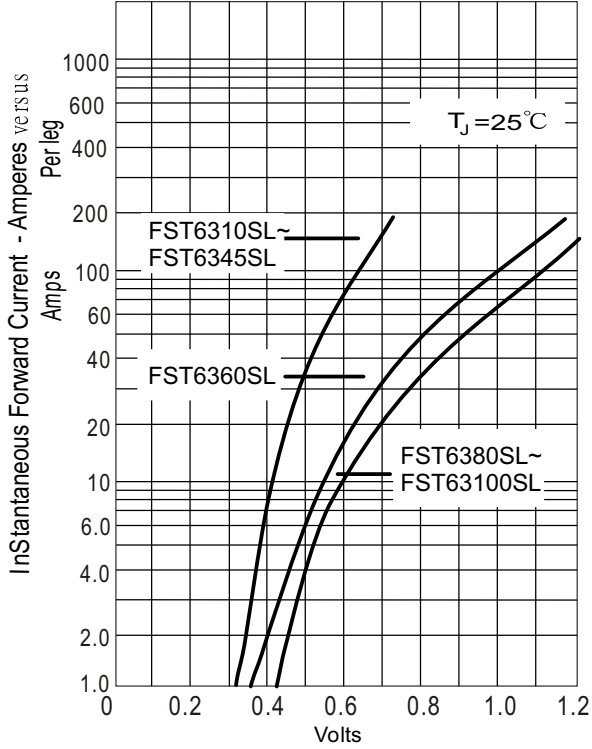
Average Forward Current (Per pkg)	$I_{F(AV)}$	60A	$T_C = 105^{\circ}\text{C}$
Peak Forward Surge Current (Per leg)	$I_{FSM}$	600A	8.3ms, half sine
Maximum Instantaneous Forward Voltage (NOTE (1))	$V_F$	0.55V 0.75V 0.84V	(FST6310SL~FST6345SL) (FST6360SL) (FST6380SL~FST63100SL) $I_{FM} = 30\text{A}; T_j = 25^{\circ}\text{C}$
Maximum Instantaneous Reverse Current At Rated DC Blocking Voltage (Per leg) (NOTE (1))	$I_R$	3.0 mA 500 mA	$T_J = 25^{\circ}\text{C}$ $T_J = 125^{\circ}\text{C}$
Maximum Thermal Resistance Junction To Case (Per leg)	$R_{\theta jc}$	1.2 °C/W	

NOTE :

(1) Pulse Test: Pulse Width 300 usec, Duty Cycle < 2%

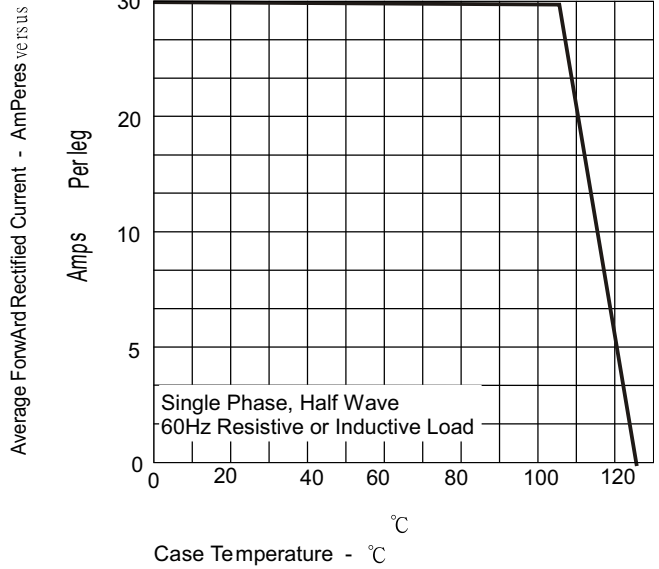
# FST6310SL THRU FST63100SL

Figure .1-Typical Forward Characteristics



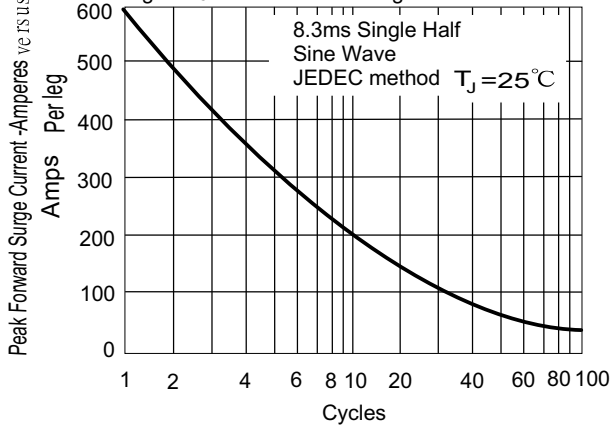
Instantaneous Forward Voltage - Volts

Figure .2- Forward Derating Curve



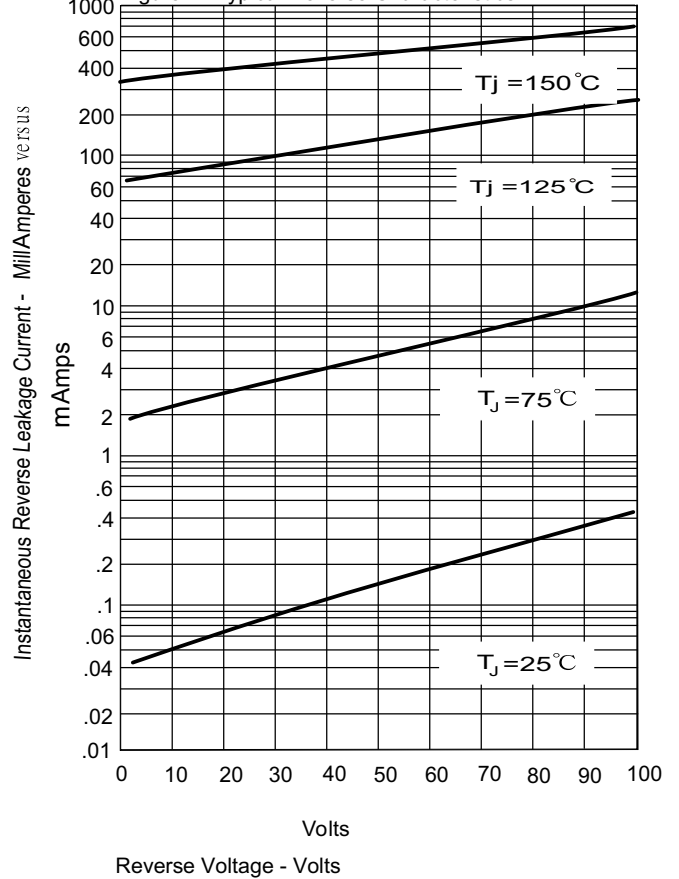
Case Temperature -  $^\circ\text{C}$

Figure .3- Peak Forward Surge Current



Number Of Cycles At 60Hz - Cycles

Figure .4- Typical Reverse Characteristics



Reverse Voltage - Volts