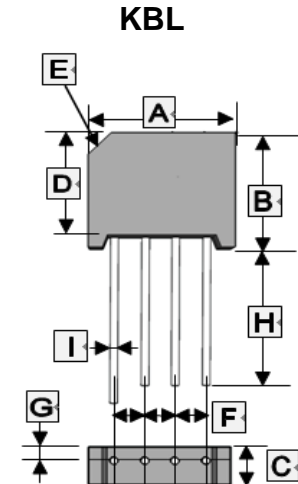


RoHS Compliant Product  
A suffix of "-C" specifies halogen & lead-free

## FEATURES

- Surge overload rating – 125 Amperes peak
- Ideal for printed circuit board
- Plastic material has underwriters laboratory flammability classification 94V-0
- Mounting position: Any



REF.	Millimeter		REF.	Millimeter	
	Min.	Max.		Min.	Max.
A	18.5	19.5	F	4.6	5.6
B	15.2	16.3	G	1.8	2.2
C	6.0	6.5	H	19.0	-
D	13.9	14.9	I	1.2 TYP.	-
E	(4.0) x 45°				

## MAXIMUM RATINGS AND ELECTRICAL CHARACTERISTICS

(Rating 25°C ambient temperature unless otherwise specified. Single phase, half wave, 60Hz, resistive or inductive load.  
For capacitive load, de-rate current by 20%.)

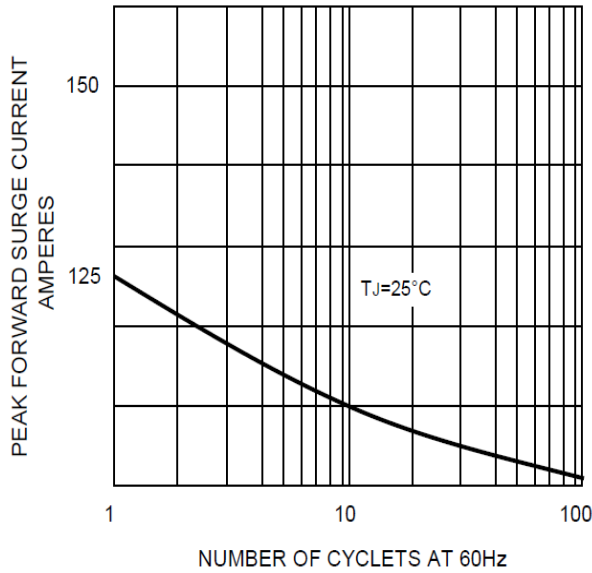
Parameter	Symbol	Part Number							Unit
		KBL 005G	KBL 01G	KBL 02G	KBL 04G	KBL 06G	KBL 08G	KBL 10G	
Maximum Recurrent Peak Reverse Voltage	$V_{RRM}$	50	100	200	400	600	800	1000	V
Maximum RMS Bridge Input Voltage	$V_{RMS}$	35	70	140	280	420	560	700	V
Maximum DC Blocking Voltage	$V_{DC}$	50	100	200	400	600	800	1000	V
Maximum Average Forward Rectified Output Current at $T_A=50^\circ\text{C}$ <sup>1</sup>	$I_{(AV)}$	4							A
Peak Forward Surge Current, 8.3ms Single Half Sine-Wave Superimposed on Rated Load	$I_{FSM}$	125							A
Maximum Forward Voltage Drop Per Bridge Element @ 4A Peak	$V_F$	1.1							V
Maximum Reverse Current at Rated DC Blocking Voltage	$T_A=25^\circ\text{C}$	10							$\mu\text{A}$
	$T_A=150^\circ\text{C}$	1							mA
Operating & Storage Temperature Range	$T_J, T_{STG}$	-55~150							$^\circ\text{C}$

Note:

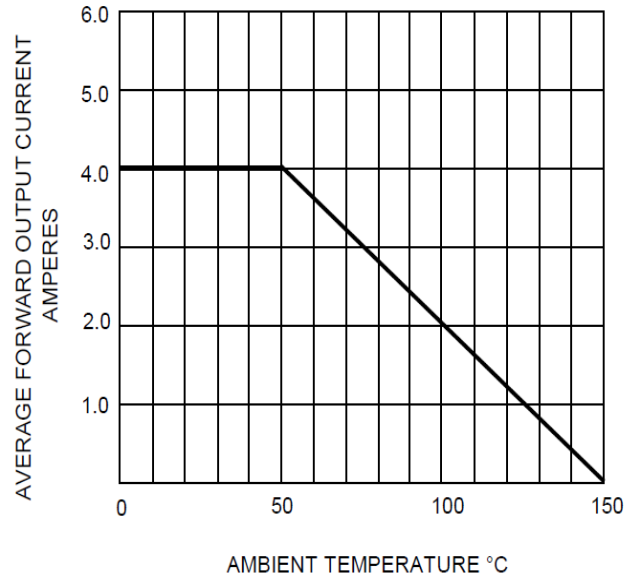
1. Mounting condition, 0.5" lead length maximum

**RATINGS AND CHARACTERISTIC CURVES**

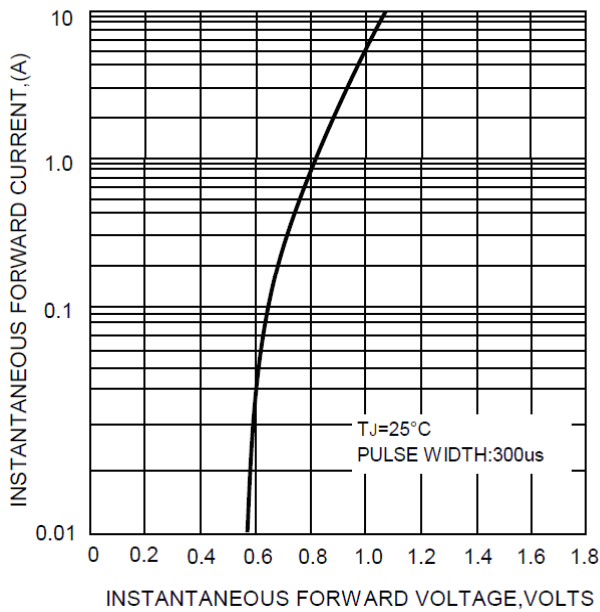
MAXIMUM FORWARD SURGE CURRENT



DERATING CURVE  
OUTPUT RECTIFIED CURRENT



TYPICAL FORWARD CHARACTERISTICS



TYPICAL REVERSE CHARACTERISTICS

