

TRIPLE 3-INPUT NOR GATE



The HEF4025B provides the positive triple 3-input NOR function. The outputs are fully buffered for highest noise immunity and pattern insensitivity of output impedance.

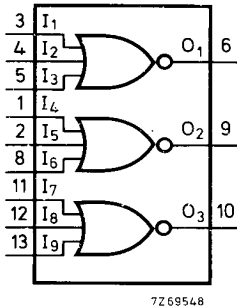


Fig. 1 Functional diagram.

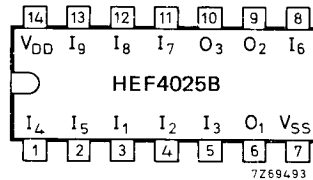


Fig. 2 Pinning diagram.

HEF4025BP : 14-lead DIL; plastic (SOT-27).
 HEF4025BD : 14-lead DIL; ceramic (cerdip) (SOT-73).
 HEF4025BT : 14-lead mini-pack; plastic
 (SO-14; SOT-108A).

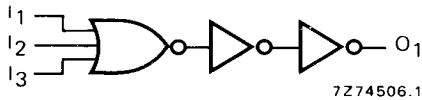


Fig. 3 Logic diagram (one gate).

FAMILY DATA

I_{DD} LIMITS category GATES

} see Family Specifications

A.C. CHARACTERISTICS

 $V_{SS} = 0 \text{ V}$; $T_{amb} = 25 \text{ }^\circ\text{C}$; $C_L = 50 \text{ pF}$; input transition times $\leq 20 \text{ ns}$

	V_{DD} V	symbol	typ. max.		typical extrapolation formula	
Propagation delays $I_n \rightarrow O_n$ HIGH to LOW	5	tPHL	70	135	ns	$43 \text{ ns} + (0,55 \text{ ns/pF}) C_L$
	10		25	55	ns	$14 \text{ ns} + (0,23 \text{ ns/pF}) C_L$
	15		20	40	ns	$12 \text{ ns} + (0,16 \text{ ns/pF}) C_L$
LOW to HIGH	5	tPLH	60	120	ns	$33 \text{ ns} + (0,55 \text{ ns/pF}) C_L$
	10		25	50	ns	$14 \text{ ns} + (0,23 \text{ ns/pF}) C_L$
	15		15	35	ns	$7 \text{ ns} + (0,16 \text{ ns/pF}) C_L$
Output transition times HIGH to LOW	5	tTHL	60	120	ns	$10 \text{ ns} + (1,0 \text{ ns/pF}) C_L$
	10		30	60	ns	$9 \text{ ns} + (0,42 \text{ ns/pF}) C_L$
	15		20	40	ns	$6 \text{ ns} + (0,28 \text{ ns/pF}) C_L$
LOW to HIGH	5	tTLH	60	120	ns	$10 \text{ ns} + (1,0 \text{ ns/pF}) C_L$
	10		30	60	ns	$9 \text{ ns} + (0,42 \text{ ns/pF}) C_L$
	15		20	40	ns	$6 \text{ ns} + (0,28 \text{ ns/pF}) C_L$

	V_{DD} V	typical formula for P (μW)	where
			f_i = input freq. (MHz) f_o = output freq. (MHz) C_L = load capacitance (pF) $\Sigma(f_o C_L)$ = sum of outputs V_{DD} = supply voltage (V)
Dynamic power dissipation per package (P)	5	$900 f_i + \Sigma(f_o C_L) \times V_{DD}^2$	
	10	$4000 f_i + \Sigma(f_o C_L) \times V_{DD}^2$	
	15	$10\,900 f_i + \Sigma(f_o C_L) \times V_{DD}^2$	