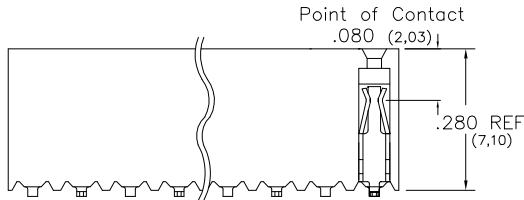
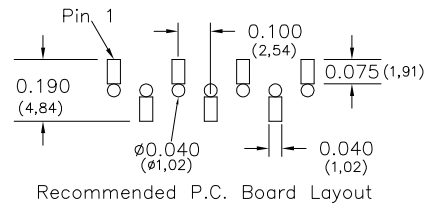
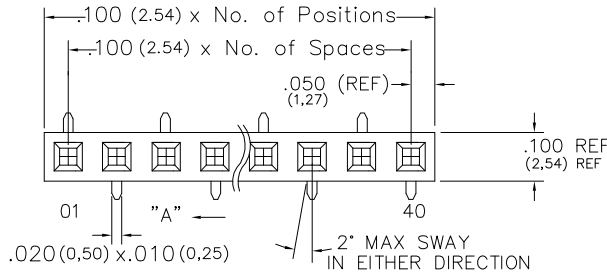
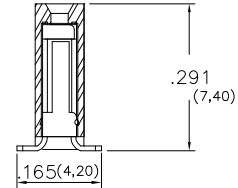


Major League Electronics .100 cl Surface Mount Box Contact - Vertical



VERTICAL MOUNT



SECTION "A-A"

Tails may be clipped to achieve desired pin length

Ordering Information

SMBC-1 [XX] - S - 02 - [XX] - V - [XX] - M - [XX] - [X] - LF

Pins Per Row
02 - 40
Row Specification
S = Single Row
Surface Mount

Lead Free

Packing Information

TR-P = Tape and Reel with Plastic Pick and Place pad
TB-P = Tube with Plastic Pick and Place pad
TB-0 = Tube without Pick and Place Pad
If left blank, packaging at MLE's discretion
Pad may be metal, mylar or plastic

Footprint
M = pin 1 left

Polarized Position
Leave blank if not needed
If required, specify empty pin position, e.g. 012 for Pin 12

Plating Options	
30µ Gold on Contact Area / Matte Tin on Tail	H
Matte Tin all Over	T
10µ Gold on Contact Area / Matte Tin on Tail	GT
10µ Gold on Contact Area / Flash on Tail	G
Gold Flash over Entire Pin	F

Vertical

Specifications

Insertion Depth: .145 (3,68) to .250 (6,35)

Insertion Force - Per Contact - H Plating:

5oz. (1,39N) avg with .025 (0,64mm) sq. pin

Withdrawal Force - Per Contact - H Plating:

3oz. (0,83N) avg with .025 (0,64mm) sq. pin

Current Rating: 3.0 Ampere

Insulation Resistance: 1000MΩ Min.

Dielectric Withstanding: 600V AC

Contact Resistance: 20 mΩ Max.

Operating Temperature: -40°C to + 105°C

Max. Process Temperature:

Peak: 260°C up to 20 secs.

Process: 230°C up to 60 secs.

Wave: 260°C up to 6 secs.

Reflow: 260°C up to 10 secs.

Manual Solder: 350°C up to 5 secs.

Materials

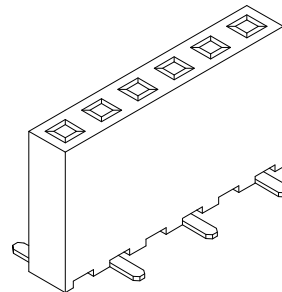
Contact Material: Phosphor Bronze

Insulator Material: Nylon 6T

Plating: Au or Sn over 50µ" (1,27) Ni

Products cut to specific sizes are uncancellable/nonreturnable

Parts are subject to change without notice



Mates with:

BSTC, TSHCR,
BSTCM, TSHCRE,
BSTCR, TSHCRSM,
BSTCRSM, TSHR,
BSTS, TSHRE,
LBSTCM, TSHS,
LTSHCR, TSHSCM,
LTSHCRE, TSHSM,
LTSHR, ULTSHSM,
LTSHRE, ULTSHC,
LTSHSM, ULTHSCR
TSHC,

SMBC-1-SV-M SERIES

.100 cl Single Row
Surface Mount Box Contact - Vertical

29 JAN 07

Scale
NTS

UNLESS OTHERWISE SPECIFIED
DIMENSIONS IN INCHES (MM)
TOLERANCES ARE:

ONE PLACE DECIMALS ±.100
TWO PLACE DECIMALS ±.010
THREE PLACE DECIMALS ±.005
FOUR PLACE DECIMALS ±.0020
ANGLES
±5°



4235 Earnings Way, New Albany, Indiana, 47150, USA
1-800-782-3486 (USA/Canada/Mexico)

Tel: 812-944-7244
Fax: 812-944-7268

E-mail: mle@mlelectronics.com
Web: www.mlelectronics.com

Edition
1

Sheet
1/1