Major League Electronics .050x.050 cl Board Stacker Terminal Strips - Surface Mount

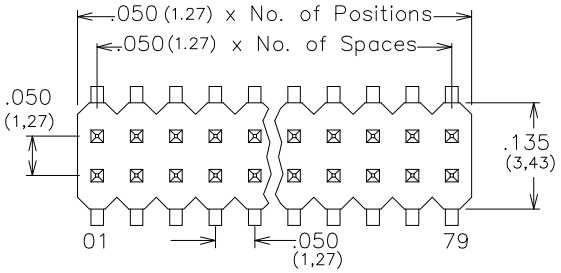

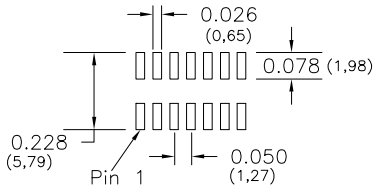

Recommended P.C. Board Layout

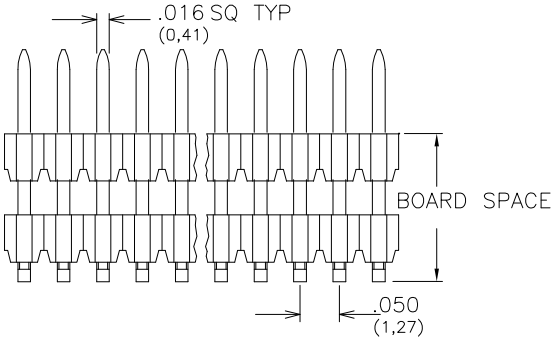

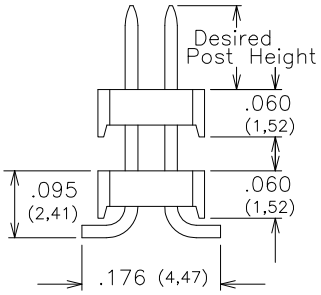

Tails may be clipped to achieve desired pin length

Ordering Information

BSTCM-5 [XX] – [D] – [XXX] – [XX] – [XX] – [XXX] – [XXX] – [XX] – [X] – [LF]

- Pins Per Row: 01 - 40
- Row Specification: D = Dual Row
- Desired Post Height: Please specify, e.g. .200 (5.08) = 200
- Pin Options (see table below)
- Desired Board Space: Please specify, e.g. .200 (5.08) = 200
- Polarized Position: Leave blank if not needed. If required, specify empty pin position, e.g. 012 for Pin 12
- Packing Information:
  - TR-P = Tape and Reel with Plastic Pick and Place pad
  - TB-P = Tube with Plastic Pick and Place pad
  - TB-0 = Tube without Pick and Place Pad
  - *If left blank, packaging at MLE's discretion*
  - *Pad may be metal, mylar or plastic*
- Lead Free

Pin Options		
Max. Overall Length		
.293	7.44mm	06
.390	9.91mm	08
.440	11.18mm	10
.490	12.45mm	12
.540	13.71mm	14
.590	14.99mm	16
.640	16.26mm	18
.690	17.53mm	20
.740	18.80mm	22
.790	20.07mm	24

	Plating Options
G	10µ Gold on Contact Area / Flash on Tail
T	Matte Tin All Over
GT	10µ Gold on Contact Area / Matte Tin on Tail
H	30µ Gold on Contact Area / Matte Tin on Tail
F	Gold Flash over Entire Pin

Specifications
Current Rating: 1.0 Ampere
Insulation Resistance: 1000MΩ Min.
Dielectric Withstanding: 300V AC
Contact Resistance: 20 mΩ Max.
Operating Temperature: -40°C to + 105°C
Max. Process Temperature:
- Peak: 260°C up to 10 secs.
- Process: 230°C up to 60 secs.
- Wave: 260°C up to 6 secs.
- Reflow: 260°C up to 10 secs.
- Manual Solder: 350°C up to 5 secs.

Materials
Contact Material: Phosphor Bronze
Insulator Material: Nylon 6T
Plating: Au or Sn over 50µ" (1,27) Ni

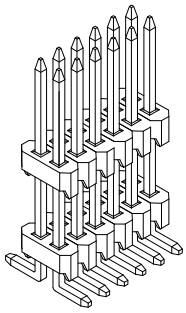

Mates with:
LSSHS,
SMSS,
SSHS

Products cut to specific sizes are uncancellable/nonreturnable

Parts are subject to change without notice

BSTCM-5-D SERIES	.050x.050 cl Dual Row - Surface Mount Board Stacker Terminal Strips	07 FEB 07	Scale NTS

UNLESS OTHERWISE SPECIFIED DIMENSIONS IN INCHES (MM) TOLERANCES ARE:
ONE PLACE DECIMALS ±.100
TWO PLACE DECIMALS ±.010
THREE PLACE DECIMALS ±.005
FOUR PLACE DECIMALS ±.0020
ANGLES ±5°

4235 Earnings Way, New Albany, Indiana, 47150, USA
1-800-782-3486 (USA/Canada/Mexico)
Tel: 812-944-7244
Fax: 812-944-7268
E-mail: mle@mlelectronics.com
Web: www.mlelectronics.com

Edition 1

Sheet 1/1