



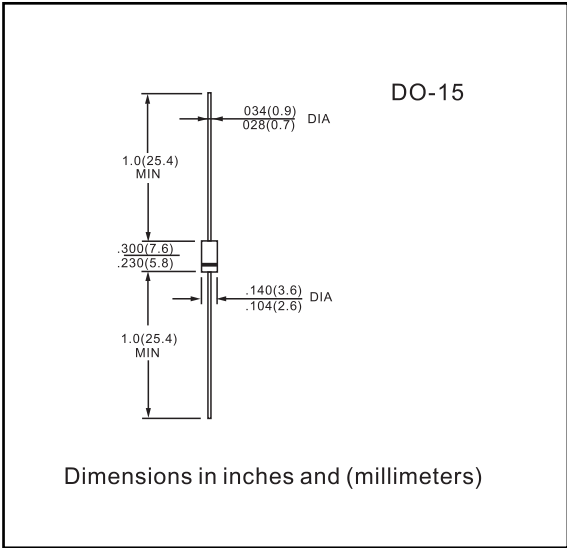
1N5913-1N5956
3000mW

FEATURES :

- * Complete Voltage Range 3.3 to 200 Volts
- * High peak reverse power dissipation
- * High reliability
- * Low leakage current

MECHANICAL DATA

- * Case : DO-15 Molded plastic
- * Epoxy : UL94V-O rate flame retardant
- * Lead : Axial lead solderable per MIL-STD-202, method 208 guaranteed
- * Polarity : Color band denotes cathode end
- * Mounting position : Any
- * Weight : 0.335 gram

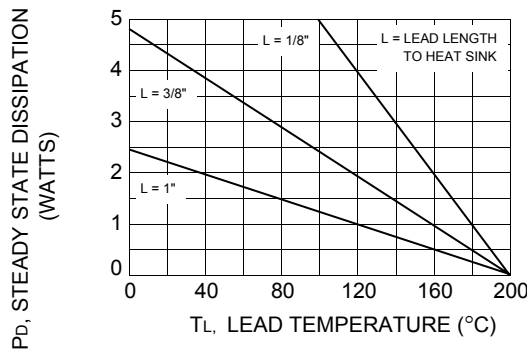


MAXIMUM RATINGS

Rating at 25 °C ambient temperature unless otherwise specified

Rating	Symbol	Value	Unit
Maximum Steady state Power Dissipation @ $T_L = 75\text{ }^\circ\text{C}$, Lead Length = 3/8"	P_D	3.0	W
Derate above 75 °C		24	mW/°C
Steady State Power Dissipation @ $T_L = 50\text{ }^\circ\text{C}$, Lead Length = 3/8"	P_D	1.0	W
Derate above 50 °C		6.67	mW/°C
Operating and Storage Temperature Range	T_J, T_{STG}	- 65 to + 200	°C

Fig. 1 POWER TEMPERATURE DERATING CURVE

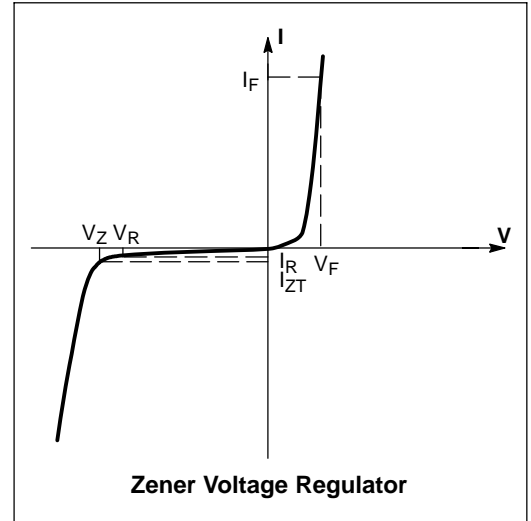




ELECTRICAL CHARACTERISTICS

($T_L = 30^\circ\text{C}$ unless otherwise noted,
 $V_F = 1.5\text{ V Max @ } I_F = 200\text{ mAdc}$ for all types)

Symbol	Parameter
V_Z	Reverse Zener Voltage @ I_{ZT}
I_{ZT}	Reverse Current
Z_{ZT}	Maximum Zener Impedance @ I_{ZT}
I_{ZK}	Reverse Current
Z_{ZK}	Maximum Zener Impedance @ I_{ZK}
I_R	Reverse Leakage Current @ V_R
V_R	Breakdown Voltage
I_F	Forward Current
V_F	Forward Voltage @ I_F
I_{ZM}	Maximum DC Zener Current



TYPE 型号	Zener voltage 齐纳电压		Dynamic resistance 动态阻抗			Maximum reverse current 最大反向电流 $T_A=25^\circ\text{C}$		Maximum regulator current 最大稳压电流	Power dissipation 耗散功率	Package 封装形式
	$V_Z@I_{ZT}$	I_{ZT}	$Z_{ZT}@I_{ZT}$	$Z_{ZK}@I_{ZK}$	I_{ZK}	$I_R@V_R$		I_{ZM}	P_d	
	V	mA	Ω	Ω	mA	μA	V	mA	mW	
1N5913	3.3	113.6	10	500	1.0	100	1.0	454	3000	DO-15
1N5914	3.6	104.2	9	500	1.0	75	1.0	416	3000	DO-15
1N5915	3.9	96.1	7.5	500	1.0	25	1.0	384	3000	DO-15
1N5916	4.3	87.2	6	500	1.0	5.0	1.0	348	3000	DO-15
1N5917	4.7	79.8	5	500	1.0	5.0	1.5	319	3000	DO-15
1N5918	5.1	73.5	4	500	1.0	5.0	2.0	294	3000	DO-15
1N5919	5.6	66.9	2	500	1.0	5.0	3.0	267	3000	DO-15
1N5920	6.2	60.5	2	200	1.0	5.0	4.0	241	3000	DO-15
1N5921	6.8	55.1	2.5	200	1.0	5.0	5.2	220	3000	DO-15
1N5922	7.5	50	3	400	0.5	5.0	6.0	200	3000	DO-15
1N5923	8.2	45.7	3.5	400	0.5	5.0	6.5	182	3000	DO-15
1N5924	9.1	41.2	4	500	0.5	5.0	7.0	164	3000	DO-15
1N5925	10	37.5	4.5	500	0.25	5.0	8.0	150	3000	DO-15
1N5926	11	34.1	5.5	550	0.25	5.0	8.4	136	3000	DO-15
1N5927	12	31.2	6.5	550	0.25	1.0	9.1	125	3000	DO-15
1N5928	13	28.8	7	550	0.25	1.0	9.9	115	3000	DO-15



1N5929	15	25	9	600	0.25	1.0	11.4	100	3000	DO-15
1N5930	16	23.4	10	600	0.25	1.0	12.2	93	3000	DO-15
1N5931	18	20.8	12	650	0.25	1.0	13.7	83	3000	DO-15
1N5932	20	18.7	14	650	0.25	1.0	15.2	75	3000	DO-15
1N5933	22	17	17.5	650	0.25	1.0	16.7	68	3000	DO-15
1N5934	24	15.6	19	700	0.25	1.0	18.2	62	3000	DO-15
1N5935	27	13.9	23	700	0.25	1.0	20.6	55	3000	DO-15
1N5936	30	12.5	26	750	0.25	1.0	22.8	50	3000	DO-15
1N5937	33	11.4	33	800	0.25	1.0	25.1	45	3000	DO-15
1N5938	36	10.4	38	850	0.25	1.0	27.4	41	3000	DO-15
1N5939	39	9.6	45	900	0.25	1.0	29.7	38	3000	DO-15
1N5940	43	8.7	53	950	0.25	1.0	32.7	34	3000	DO-15
1N5941	47	8	67	1000	0.25	1.0	35.8	31	3000	DO-15
1N5942	51	7.3	70	1100	0.25	1.0	38.8	29	3000	DO-15
1N5943	56	6.7	86	1300	0.25	1.0	42.6	26	3000	DO-15
1N5944	62	6	100	1500	0.25	1.0	47.1	24	3000	DO-15
1N5945	68	5.5	120	1700	0.25	1.0	51.7	22	3000	DO-15
1N5946	75	5	140	2000	0.25	1.0	56.0	20	3000	DO-15
1N5947	82	4.6	160	2500	0.25	1.0	62.2	18	3000	DO-15
1N5948	91	4.1	200	3000	0.25	1.0	69.2	16	3000	DO-15
1N5949	100	3.7	250	3100	0.25	1.0	76.0	15	3000	DO-15
1N5950	110	3.4	300	4000	0.25	1.0	83.6	13	3000	DO-15
1N5951	120	3.1	380	4500	0.25	1.0	91.2	12	3000	DO-15
1N5952	130	2.9	450	5000	0.25	1.0	98.8	11	3000	DO-15
1N5953	150	2.5	600	6000	0.25	1.0	114.0	10	3000	DO-15
1N5954	160	2.3	700	6500	0.25	1.0	121.6	9	3000	DO-15
1N5955	180	2.1	900	7000	0.25	1.0	136.8	8	3000	DO-15
1N5956	200	1.9	1200	8000	0.25	1.0	152.0	7	3000	DO-15