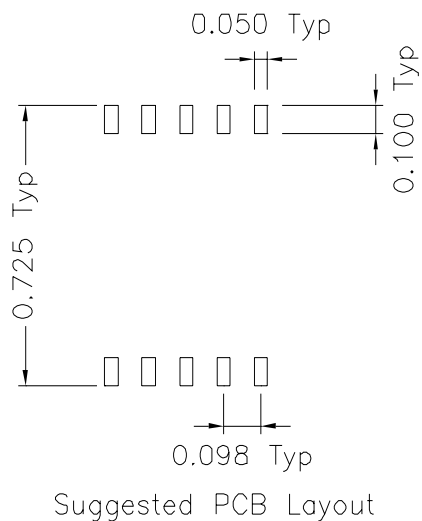
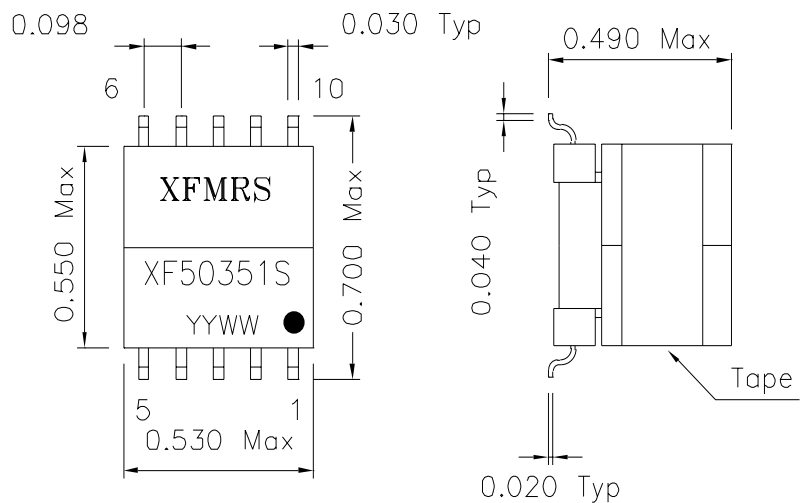
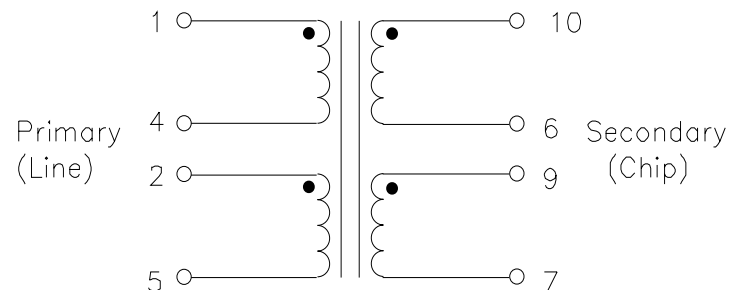


### 1. Mechanical Dimensions:



### 2. Schematic:



### 3. Electrical Specifications:

- OCL: (Pins 1-5) 3.96mH ±10% 10KHz, 0.1V
- Leakage L: (Pins 1-5) 25.0uH Max 100KHz, 0.1V  
Short Pins 10-7
- Cw/w: (Pins 1-9) 60pF Max 10KHz, 1.0V Tie 2&4,7&10
- Turns Ratio:(1-5):(9-6)1.2CS:1CS±2% Tie 2&4,7&10
- DC Res: (Pins 1-4) 2.40 Ohms ±15%
- DC Res.: (Pins 2-5) 2.40 Ohms ±15%
- DC Res.: (Pins 9-7) 1.80 Ohms ±15%
- DC Res.: (Pins 10-6) 2.25 Ohms ±15%
- HIPOT: 1500VAC Chip / Line

Designed to meet UL1950 requirements for Supplementary Insulation with 250 working volts.

Doc Rev.: A/1

XFMRS Inc	Title: ADSL TRANSFORMER			
	UNLESS OTHERWISE SPECIFIED TOLERANCES: .xxx ±0.010 Dimensions in INCH		P/N: XF50531S	REV. A
	DWN.	李清儿	Jul-10-00	
	CHK.	孙悦	Jul-10-00	
SHEET 1 OF 1	APP.	Joe Huff	Jul-10-00	