


High-Reliability Power Inductors ML486PYA



- High temperature materials allow operation in ambient temperatures up to 155°C.
- Passes vibration testing to 80 G and shock testing to 1000 G
- High current and very low DCR
- Soft saturation makes them ideal for VRM/VRD applications.

Core material Composite

Terminations RoHS compliant tin-silver (96.5/3.5) over copper.

Weight 0.44 – 0.51 g

Ambient temperature –55°C to +105°C with Irms current, +105°C to +155°C with derated current

Storage temperature Component: –55°C to +155°C.
Tape and reel packaging: –55°C to +80°C

Resistance to soldering heat Max three 40 second reflows at +260°C, parts cooled to room temperature between cycles

Moisture Sensitivity Level (MSL) 1 (unlimited floor life at <30°C / 85% relative humidity)

Enhanced crush-resistant packaging 400 per 7" reel
Plastic tape: 16 mm wide, 0.3 mm thick, 8 mm pocket spacing, 3.18 mm pocket depth

| Part number ¹ | Inductance ² ±20% (µH) | DCR (mOhms) ³ | | SRF (MHz) ⁴ | | Isat (A) ⁵ | Irms (A) ⁶ | |
|--------------------------|--------------------------------------|--------------------------|-------|------------------------|-----|-----------------------|-----------------------|-----------|
| | | typ | max | min | typ | | 20°C rise | 40°C rise |
| ML486PYA161MLZ | 0.16 | 2.15 | 2.36 | 146 | 183 | 31.0 | 10.7 | 16.7 |
| ML486PYA331MLZ | 0.33 | 3.20 | 3.52 | 86 | 108 | 23.0 | 10.4 | 14.4 |
| ML486PYA601MLZ | 0.60 | 4.11 | 4.52 | 60 | 75 | 17.6 | 10.2 | 13.3 |
| ML486PYA801MLZ | 0.80 | 5.14 | 5.65 | 50 | 63 | 15.1 | 7.5 | 9.8 |
| ML486PYA122MLZ | 1.2 | 8.50 | 9.40 | 49 | 61 | 12.5 | 6.5 | 8.3 |
| ML486PYA222MLZ | 2.2 | 13.20 | 14.50 | 30 | 38 | 9.1 | 5.4 | 7.3 |
| ML486PYA332MLZ | 3.3 | 21.20 | 23.30 | 22 | 28 | 7.1 | 4.4 | 6.1 |
| ML486PYA472MLZ | 4.7 | 32.70 | 36.00 | 18 | 23 | 5.8 | 3.2 | 4.4 |

1. When ordering, please specify **testing** code:

ML486PYA472MLZ

Testing: Z = COTS

H = Screening per Coilcraft CP-SA-10001

N = Screening per Coilcraft CP-SA-10004

2. Inductance tested at 100 kHz, 0.1 Vrms using an Agilent/HP 4192A.

3. DCR measured on a micro-ohmmeter.

4. SRF measured using Agilent/HP 4395A or equivalent.

5. Typical dc current at which the inductance drops 30% from its value without current.

6. Typical current that causes the specified temperature rise from 25°C ambient.

7. Electrical specifications at 25°C.

Refer to Doc 362 "Soldering Surface Mount Components" before soldering.

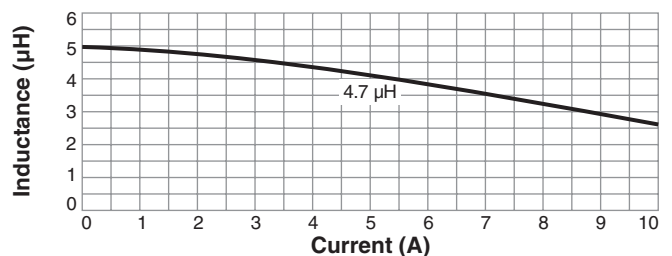
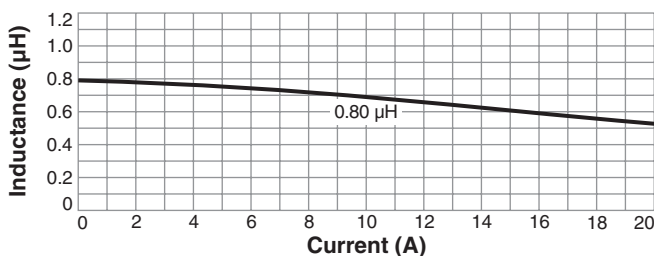
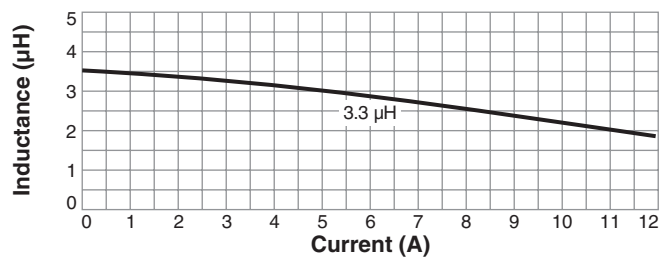
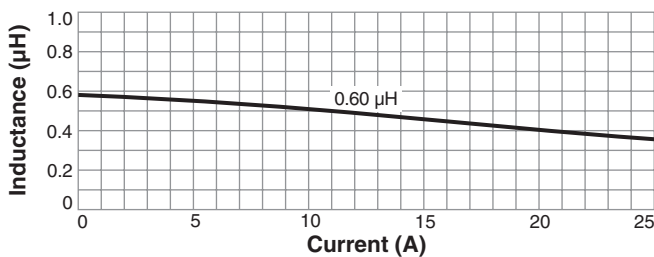
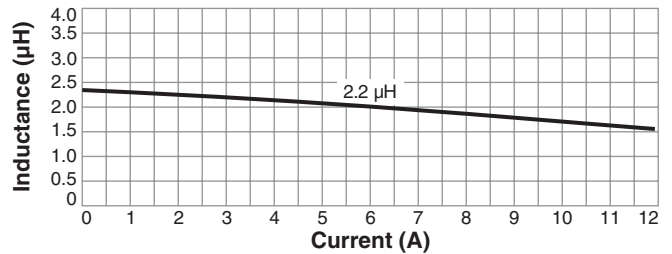
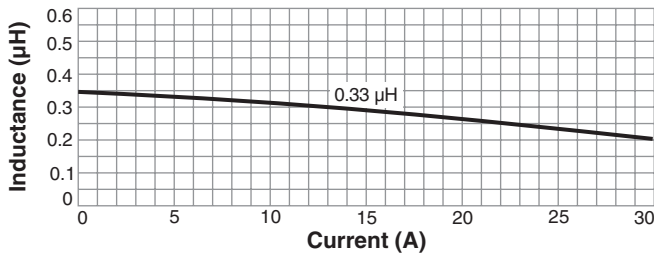
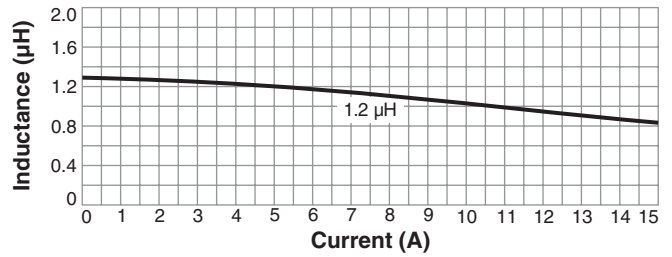
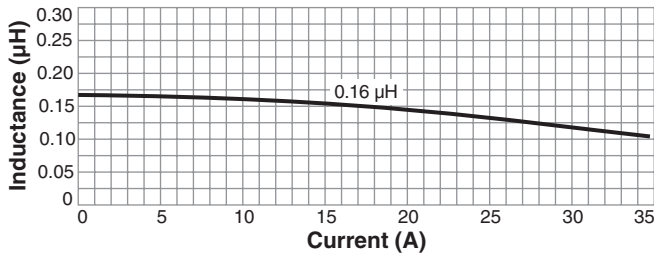
Irms Testing

Irms testing was performed on a 0.060" thick pcb with 4 oz. copper traces optimized to minimize additional temperature rise.

Temperature rise is highly dependent on many factors including pcb land pattern, trace size, and proximity to other components. Therefore temperature rise should be verified in application conditions.

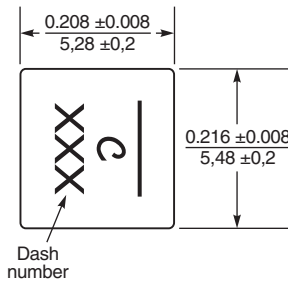
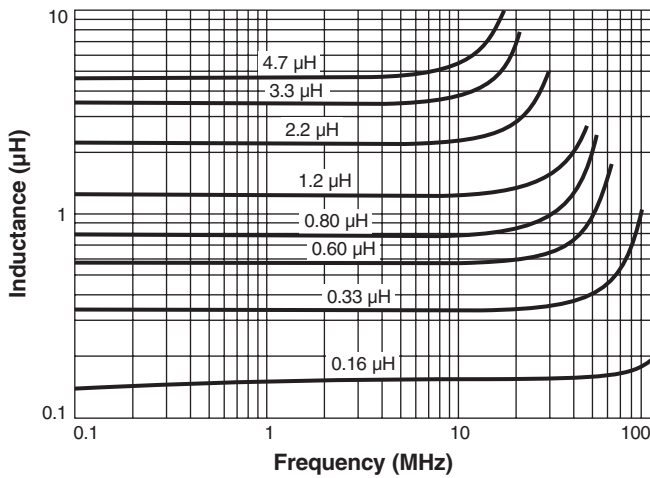
ML486PYA Series (5030)

L vs Current

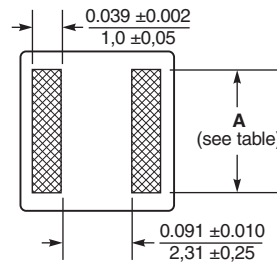
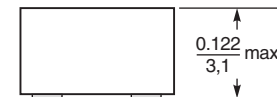


ML486PYA Series (5030)

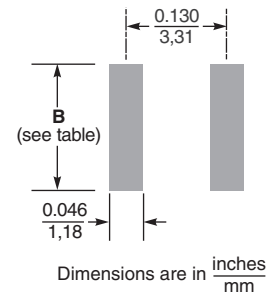
L vs Frequency



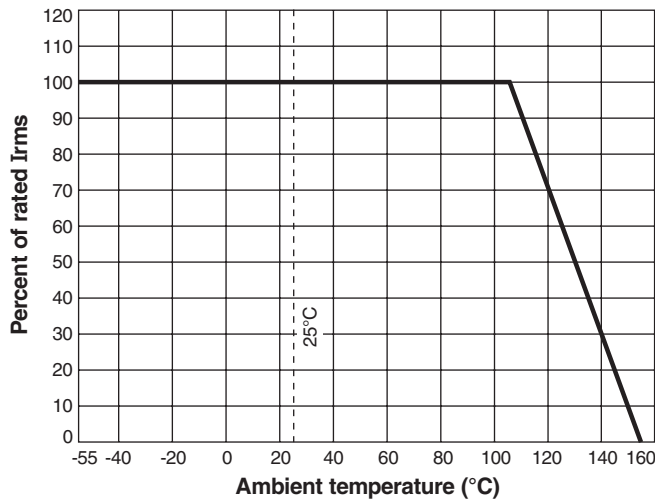
| Dash number | A ±0.008 in ±0.20 mm (in / mm) | B (in / mm) |
|-------------|---|----------------|
| -161 | 0.175 / 4.44 | 0.183 / 4.64 |
| -331 | 0.175 / 4.44 | 0.183 / 4.64 |
| -601 | 0.175 / 4.44 | 0.183 / 4.64 |
| -801 | 0.175 / 4.44 | 0.183 / 4.64 |
| -122 | 0.168 / 4.28 | 0.173 / 4.40 |
| -222 | 0.168 / 4.28 | 0.173 / 4.40 |
| -332 | 0.167 / 4.24 | 0.171 / 4.34 |
| -472 | 0.165 / 4.18 | 0.167 / 4.25 |



Suggested Land Pattern



Irms Derating



1102 Silver Lake Road
Cary, IL 60013
Phone 800-981-0363

© Coilcraft, Inc. 2012

Fax 847-639-1508
Email cps@coilcraft.com
www.coilcraft-cps.com

Document ML794-3 Revised 07/20/12

This product may not be used in medical or high risk applications without prior Coilcraft approval. Specifications subject to change without notice. Please check our web site for latest information.