



Series 536 PLCC Test & Burn-in Zero Insertion Force Sockets

FEATURES:

- A choice of several pin count devices can be inserted without bending or otherwise damaging the legs, since no force is required to either insert or remove the component from the socket.
- Compatible with pick and place operations.
- Corner posts provide positive package registration.
- Socket accepts JEDEC Types MO-047, MO-016, and other ceramic, leadless or J-lead packages (shims required). Consult factory.

SPECIFICATIONS:

- Socket body is black UL 94V-0 Glass-filled Polyphenylene Sulfide (PPS).
- Contacts are Beryllium Copper Alloy 172.
- Contact plating is 12 μ [.30 μ m] min. Gold per MIL-G-45204 over 50 μ [1.27 μ m] min. Nickel per SAE-AMS-QQ-N-290.
- Hardware is Stainless Steel.
- Contact current rating=1 Amp.
- Contact resistance=30 mOhms max. (initial).
- Insulation resistance=1000 MOhms min.
- Dielectric strength=700 VAC cont. for 1 minute.
- Self inductance=8.9 η H max. at 10 MHz.
- Operating temperature=-67°F to 338°F [-55°C to 170°C].
- Life cycle: 10,000 insertions minimum.

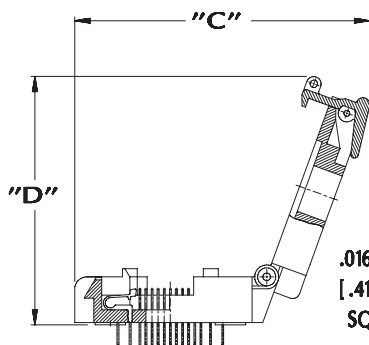
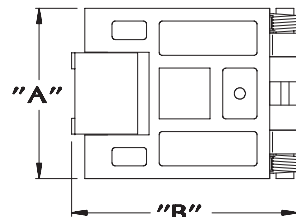
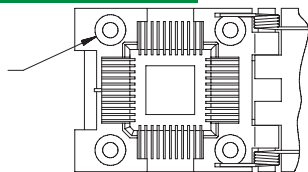
MOUNTING CONSIDERATIONS:

- See Data Sheet No. 10007.

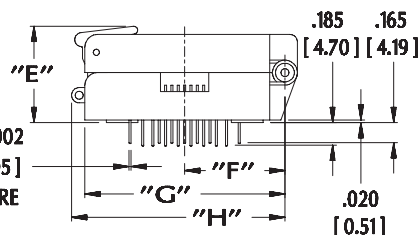
ALL DIMENSIONS: INCHES [MILLIMETERS]

All tolerances \pm .005 [.13] unless otherwise specified

4X \varnothing .126 [3.20] THRU
 \varnothing .252 [6.40] CBORE
X .138 [3.50] DEEP



LATCH DESIGN MAY DIFFER FROM SIZE TO SIZE



Note: Aries specializes in custom design and production. In addition to the standard products shown on this page, special materials, platings, sizes, and configurations can be furnished, depending on quantities. Aries reserves the right to change product specifications without notice.

ORDERING INFORMATION

XX-536-11

No. of pins
(see table)

Series

Gold over
Nickel plating
Solder tail pin

See Data Sheet No.
10007 for mounting
considerations

No. of Pins	Dim. "A"	Dim. "B"	Dim. "C"	Dim. "D"	Dim. "E"	Dim. "F"	Dim. "G"	Dim. "H"
20	1.024 [26.0]	1.457 [37.0]	2.087 [53.0]	1.748 [44.4]	0.752 [19.1]	0.618 [15.7]	1.256 [31.9]	1.358 [34.5]
28	1.181 [30.0]	1.610 [40.9]	2.213 [56.2]	1.791 [45.5]	0.787 [20.0]	0.669 [17.0]	1.417 [36.0]	1.519 [38.6]
32	1.175 [29.8]	1.585 [40.3]	2.291 [58.2]	1.772 [45.0]	0.720 [18.3]	0.689 [17.5]	1.378 [35.0]	1.488 [37.8]
44	1.339 [34.0]	1.772 [45.0]	2.480 [63.0]	1.941 [49.3]	0.787 [20.0]	0.787 [20.0]	1.575 [40.0]	1.673 [42.5]
52	1.500 [38.1]	1.921 [48.8]	2.787 [70.8]	2.091 [53.1]	0.819 [20.8]	0.827 [21.0]	1.700 [43.2]	1.823 [46.3]
68	1.653 [42.0]	2.343 [59.5]	3.047 [77.4]	2.425 [61.6]	0.925 [23.5]	0.906 [23.0]	1.929 [49.0]	2.244 [57.0]
84	1.890 [48.0]	2.579 [65.5]	3.370 [85.6]	2.645 [67.2]	0.925 [23.5]	1.063 [27.0]	2.173 [55.2]	2.484 [63.1]



http://www.arieselec.com • info@arieselec.com

NORTH AMERICA
Frenchtown, NJ USA
TEL: (908) 996-6841
FAX: (908) 996-3891



EUROPE
TEL: +44 870 240 0249
FAX: +44 871 919 6033
europe@arieselec.com



10006
REV.D