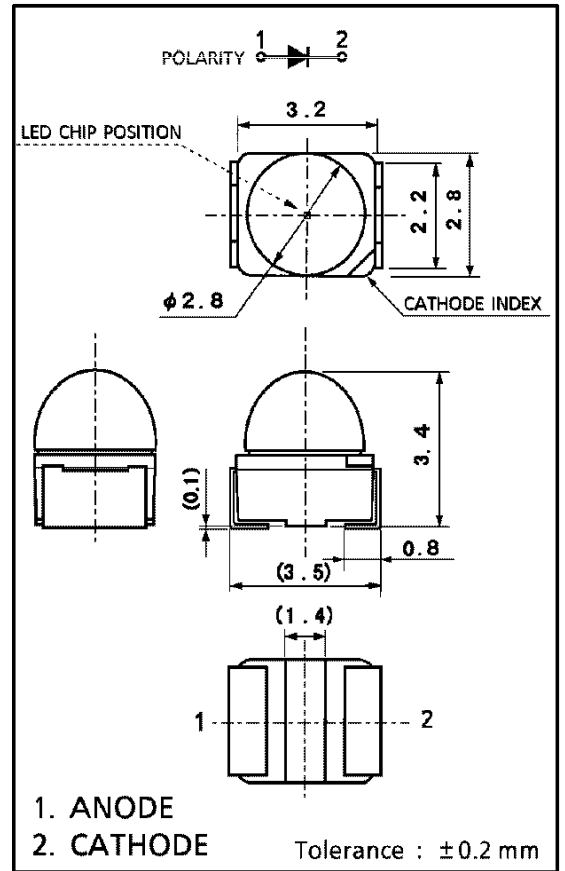


### Features

3.2 (L) x 2.8 (W) x 3.4 (H) mm Size  
 2.8 mm Diameter Lens-top Type  
 InGaAlP Technology  
 Low Drive Current, High Intensity Light Emission  
 High Operating Temperature  
 Reflow Soldering is possible  
 Standard embossed taping 8 mm Pitch : T10 9500 pcs/reel)

### Applications

Automotive Use  
 Message Signboard  
 Backlight



### Series Line-Up

Part Number	Color	Material
TLGU1102	Ultra Bright Yellow Green	InGaAlP
TLOU1102	Ultra Bright Orange	InGaAlP
TLPGU1102	Ultra Pure Green	InGaAlP
TLSU1102	Ultra Red	InGaAlP
TLYU1102	Ultra Bright Yellow	InGaAlP

### Maximum Ratings (Ta=25°C)

Part Number	Forward Current I <sub>F</sub>	Reverse Voltage V <sub>R</sub>	Power Dissipation P <sub>D</sub>	Operating Temperature T <sub>opr</sub>	Storage Temperature T <sub>stg</sub>
TLGU1102	30	4	84.00	-40 ~ 100	-40 ~ 100
TLOU1102	30	4	72.00	-40 ~ 100	-40 ~ 100
TLPGU1102	30	4	84.00	-40 ~ 100	-40 ~ 100
TLSU1102	30	4	72.00	-40 ~ 100	-40 ~ 100
TLYU1102	30	4	75.00	-40 ~ 100	-40 ~ 100
Unit	mA	V	mW	°C	°C

**Company Headquarters**  
 120 Broadway  
 Menands, New York 12204  
 Toll Free: 800.984.5337  
 Fax: 518.432.7454



Web: [www.marktechopto.com](http://www.marktechopto.com) | Email: [info@marktechopto.com](mailto:info@marktechopto.com)

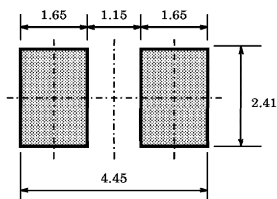
**West Coast Sales Office**  
 950 South Coast Drive, Suite 265  
 Costa Mesa, California 92626  
 Toll Free: 800.984.5337  
 Fax: 714.850.9314

### Electrical and Optical Characteristics (Ta=25°C)

Part Number	PWL nm $\lambda_P$	Material	View Angle $2\theta_{1/2}$	Luminous Intensity $I_v$				Forward Voltage $V_F$				Rev Current $I_R$	
				min.	typ.	max.	IF@	min.	typ.	max.	IF@	max.	VR@
TLGU1102	574	InGaAIP	56°	47.60	120.00	-	20mA	-	2.30	2.80	20mA	50	4V
TLOU1102	612	InGaAIP	56°	85.00	250.00	-	20mA	-	2.00	2.40	20mA	50	4V
TLPGU1102	562	InGaAIP	56°	8.50	30.00	-	20mA	-	2.30	2.80	20mA	50	4V
TLSU1102	636	InGaAIP	56°	85.00	200.00	-	20mA	-	2.00	2.40	20mA	50	4V
TLYU1102	590	InGaAIP	56°	47.60	130.00	-	20mA	-	2.10	2.50	20mA	50	4V
-	nm	-	deg	mcd				-	V		-	$\mu A$	-

Recommended soldering pattern

(Unit in mm)



### NOTICE:

- TOSHIBA is continually working to improve the quality and reliability of its products. Nevertheless, semiconductor devices in general can malfunction or fail due to their inherent electrical sensitivity and vulnerability to physical stress. It is the responsibility of the buyer, when utilizing TOSHIBA products, to comply with the standards of safety in making a safe design for the entire system, and to avoid situations in which a malfunction or failure of such TOSHIBA products could cause loss of human life, bodily injury or damage to property.
- In developing your designs, please ensure that TOSHIBA products are used within specified operating ranges as set forth in the most recent TOSHIBA products specifications. Also, please keep in mind the precautions and conditions set forth in the "Handling Guide for Semiconductor Devices," or "TOSHIBA Semiconductor Reliability Handbook" etc..
- The TOSHIBA products listed in this document are intended for usage in general electronics applications (computer, personal equipment, office equipment, measuring equipment, industrial robotics, domestic appliances, etc.). These TOSHIBA products are neither intended nor warranted for usage in equipment that requires extraordinarily high quality and/or reliability or a malfunction or failure of which may cause loss of human life or bodily injury ("Unintended Usage"). Unintended Usage include atomic energy control instruments, airplane or spaceship instruments, transportation instruments, traffic signal instruments, combustion control instruments, medical instruments, all types of safety devices, etc.. Unintended Usage of TOSHIBA products listed in this document shall be made at the customer's own risk.
- Gallium arsenide (GaAs) is a substance used in the products described in this document. GaAs dust and fumes are toxic. Do not break, cut or pulverize the product, or use chemicals to dissolve them. When disposing of the products, follow the appropriate regulations. Do not dispose of the products with other industrial waste or with domestic garbage.
- The information contained herein is presented only as a guide for the applications of our products. No responsibility is assumed by TOSHIBA CORPORATION for any infringements of intellectual property or other rights of the third parties which may result from its use. No license is granted by implication or otherwise under any intellectual property or other rights of TOSHIBA CORPORATION or others.
- The information contained herein is subject to change without notice.

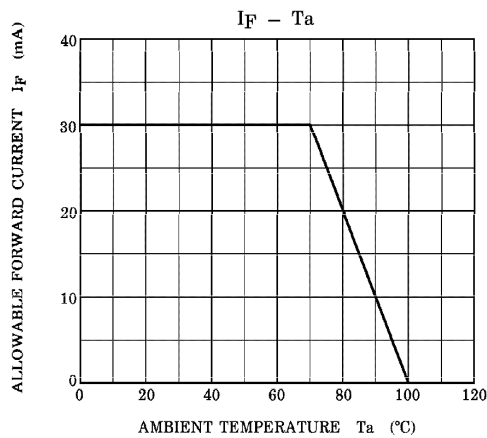
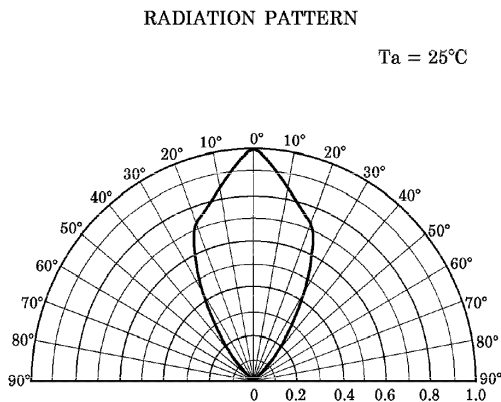
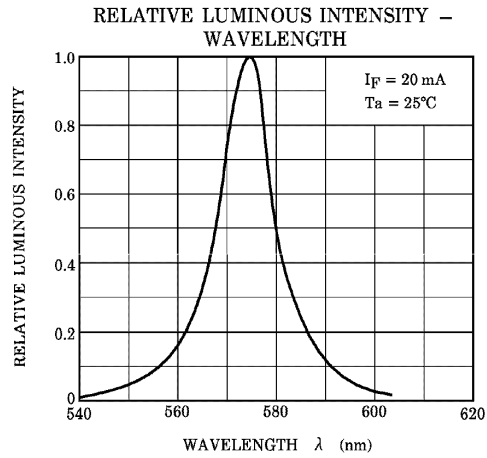
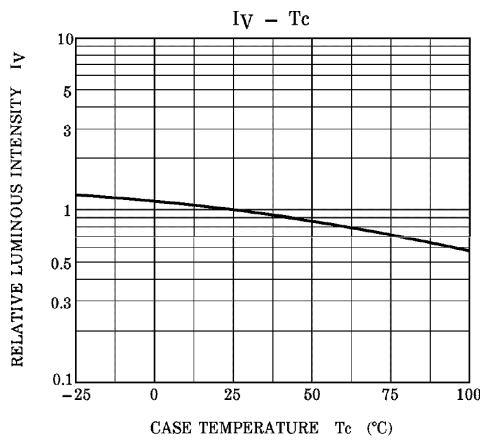
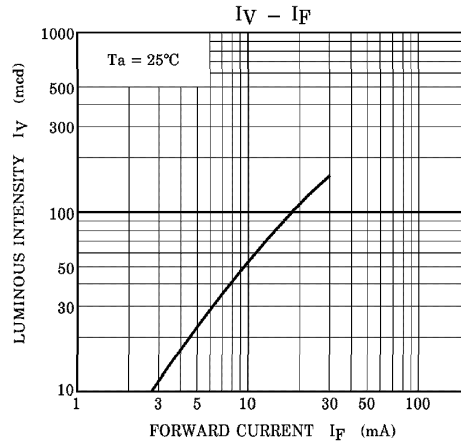
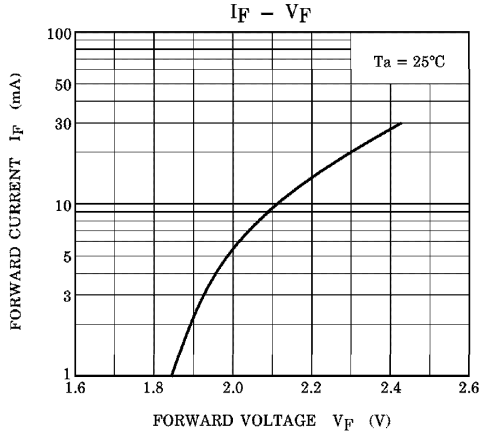
**Company Headquarters**  
 120 Broadway  
 Menands, New York 12204  
 Toll Free: 800.984.5337  
 Fax: 518.432.7454



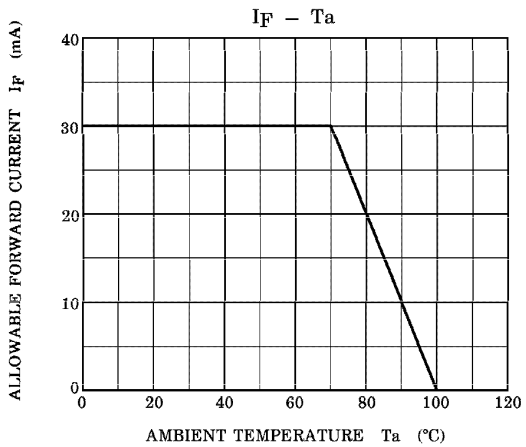
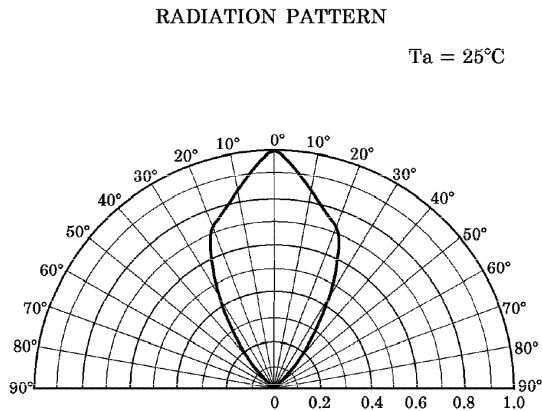
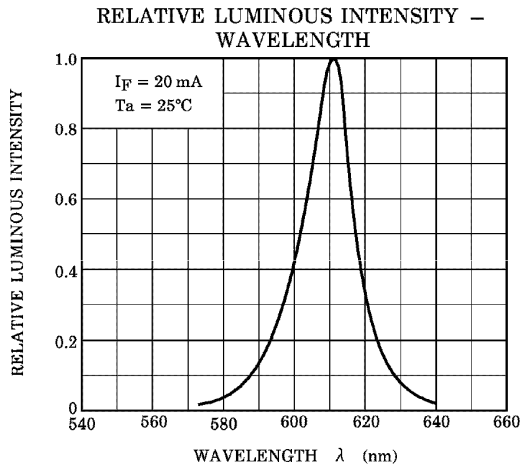
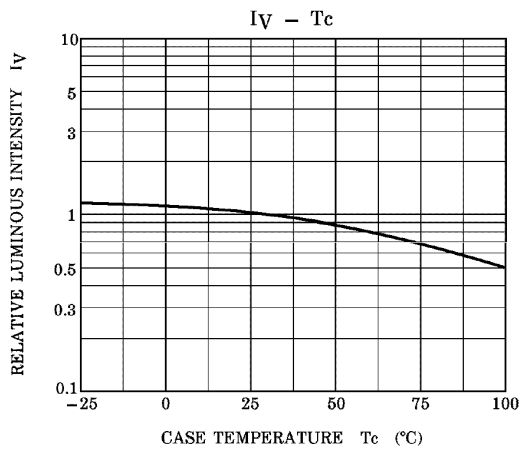
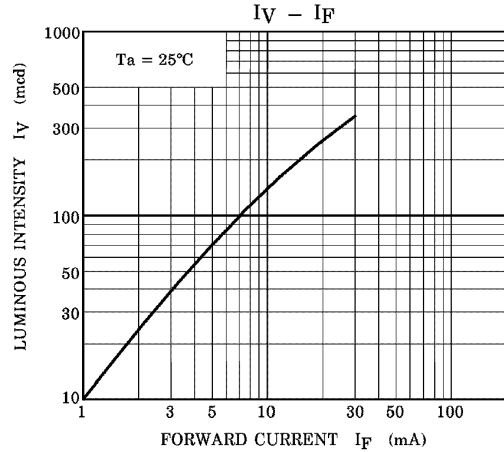
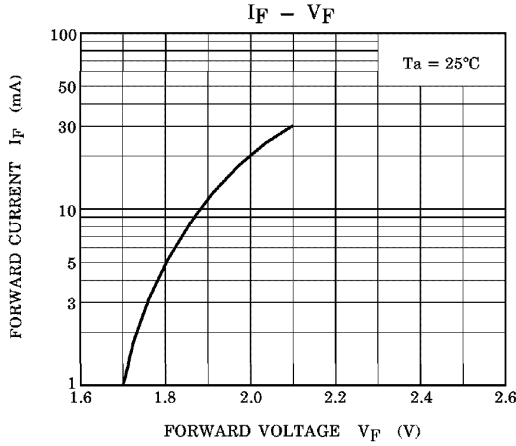
Web: [www.marktechopto.com](http://www.marktechopto.com) | Email: [info@marktechopto.com](mailto:info@marktechopto.com)

**West Coast Sales Office**  
 950 South Coast Drive, Suite 265  
 Costa Mesa, California 92626  
 Toll Free: 800.984.5337  
 Fax: 714.850.9314

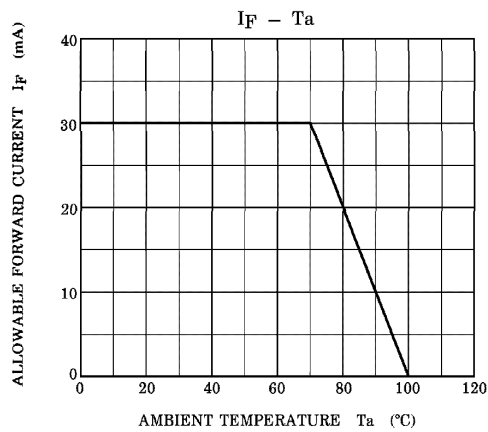
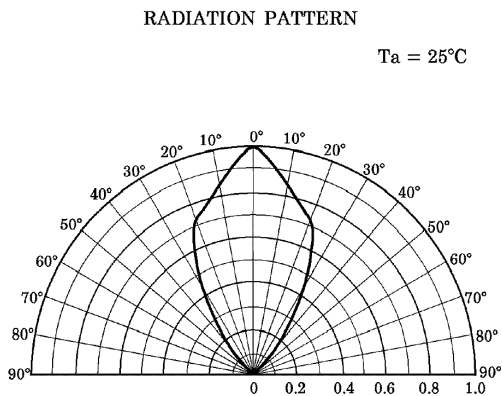
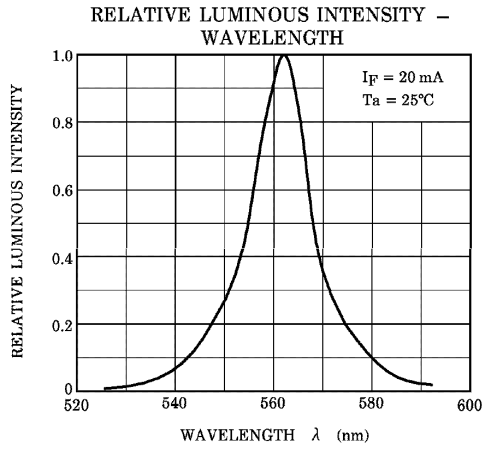
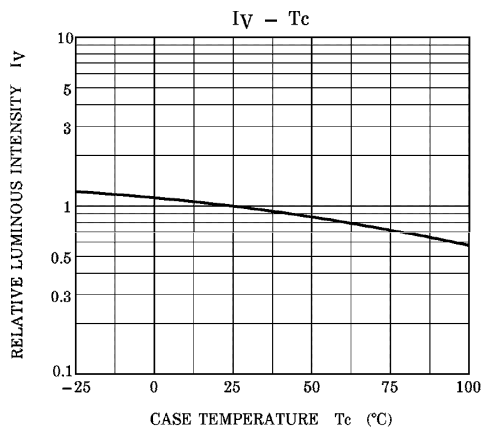
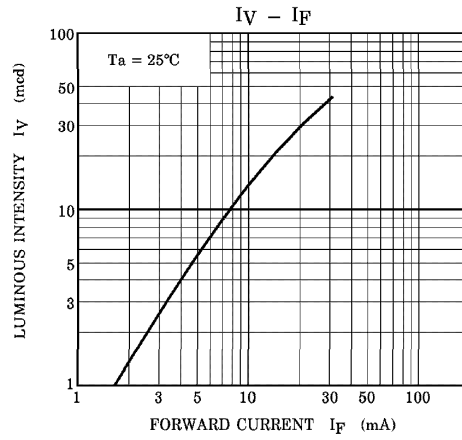
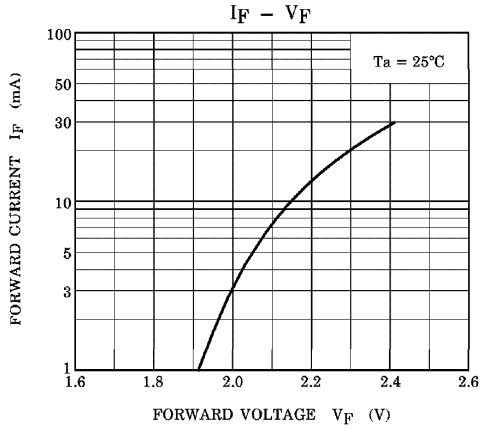
### TLGU1102 Graphs



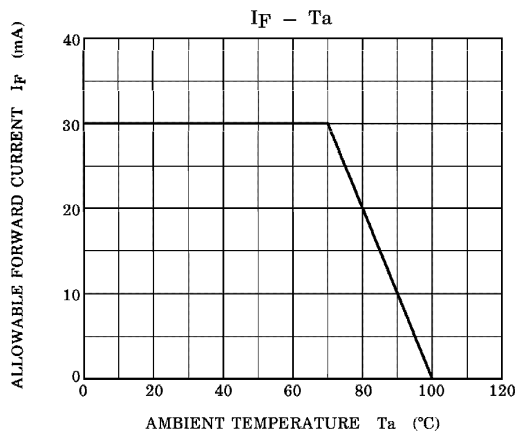
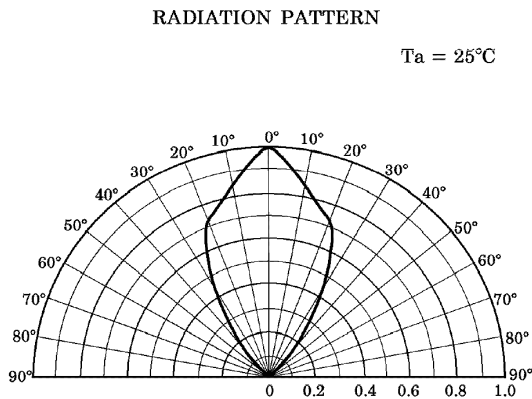
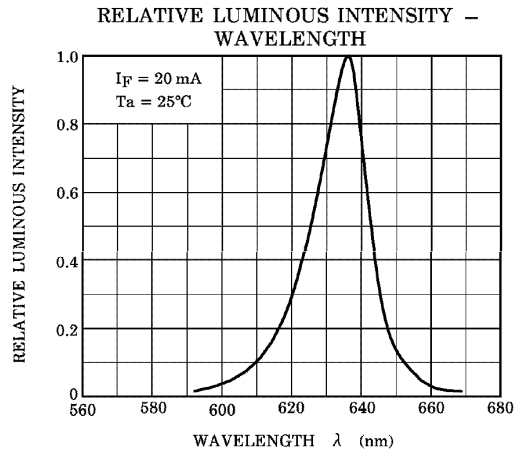
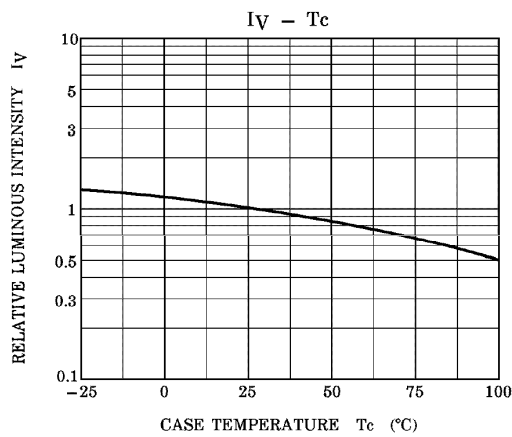
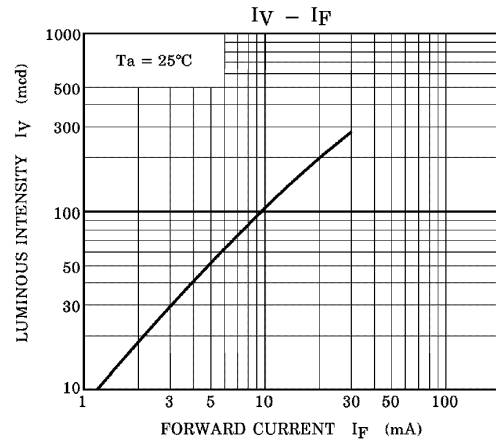
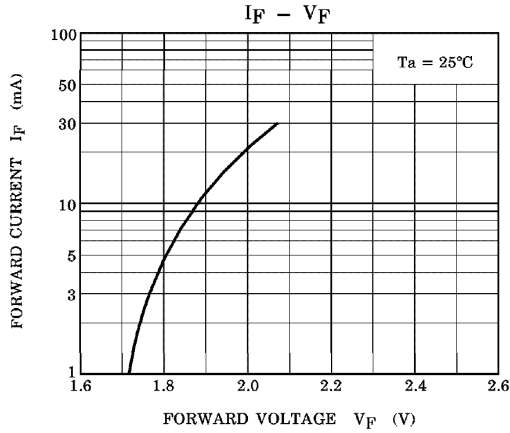
### TLOU1102 Graphs



### TLPGU1102 Graphs



### TLSU1102 Graphs



### TLYU1102 Graphs

